



# ANNUAL REPORT



2024 ■■■■



# 2024

# ANNUAL REPORT

## ||| A MESSAGE FROM THE CHIEF |||

I am proud to share this annual report as a reflection of the hard work and resiliency of the Fitchburg Police Department in 2024.

Of the notable accomplishments of our team, we closed our staffing gap to four unfilled positions from a high of eighteen just a short time ago. Unfortunately, our staffing to population ratio remains one of the lowest among mid-sized cities in the State. The failed referendum in the fall meant we were unable to add additional positions that would have enhanced our community policing efforts. Despite these staffing challenges, our team remained focused on community concerns such as traffic issues and violent crime.

Our team also spent a significant amount of time in 2024 reworking the design for the new police services facility after the initial design failed to gain approval. Looking ahead to 2025 and beyond we are assessing creative ways to best serve our community, one of the fastest growing in state. No matter the challenge, I'm confident our dedicated team is up to the task.



*Alfonso Morales* -Chief Alfonso Morales

# 2024

### AT A GLANCE

2024 2023 % CHANGE
--------------------------



CALLS FOR SERVICE	26,299
	26,160
	+0.5%



BUDGET	\$10,033,078
	\$9,961,795
	+4.9%



AUTHORIZED SWORN STAFF	55
	55
	0%



ARRESTS	1,162
	1,071
	+8.5%



TRAFFIC STOPS	5,345
	2,699
	+98%



TRAFFIC CITATIONS	3,299
	1,771
	+86%



TRAFFIC WARNINGS	3,005
	1,430
	+110%



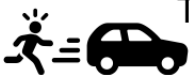
TRAFFIC CRASHES	583
	590
	-1.2%



O.W.I. ARRESTS	165
	67
	+146%



DOMESTIC ABUSE INCIDENTS	179
	106
	+68.9%



THEFT OF AUTO	83
	39
	-112%



SHOTS FIRED INCIDENTS	10
	18
	-44%



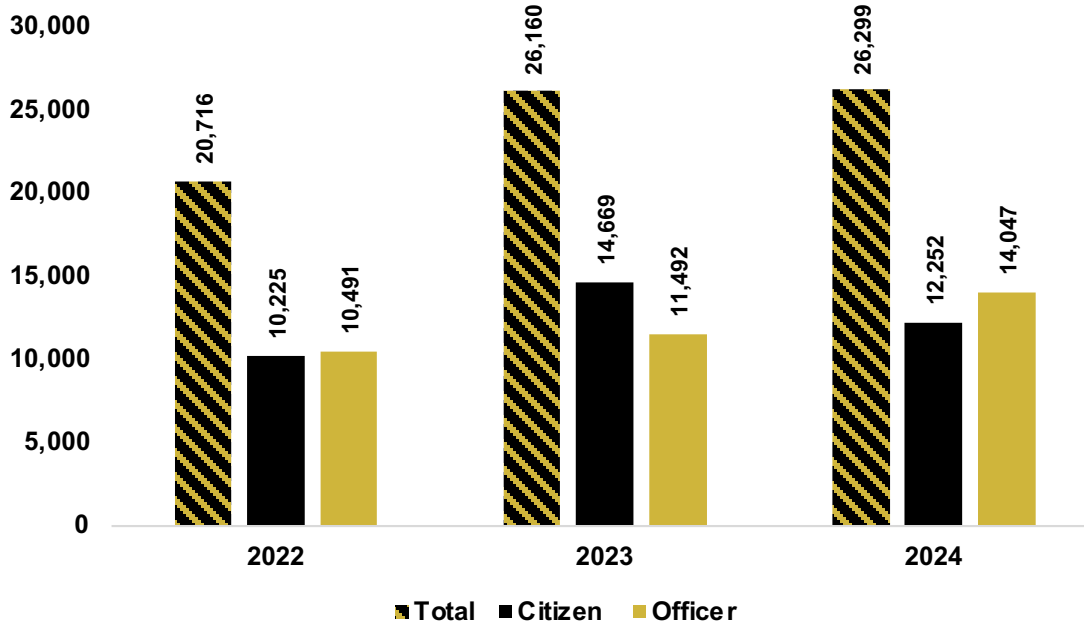
OPEN RECORDS REQUESTS	2,411
	2,013
	+19.8%



# 2024

# ANNUAL REPORT

## CALLS FOR SERVICE



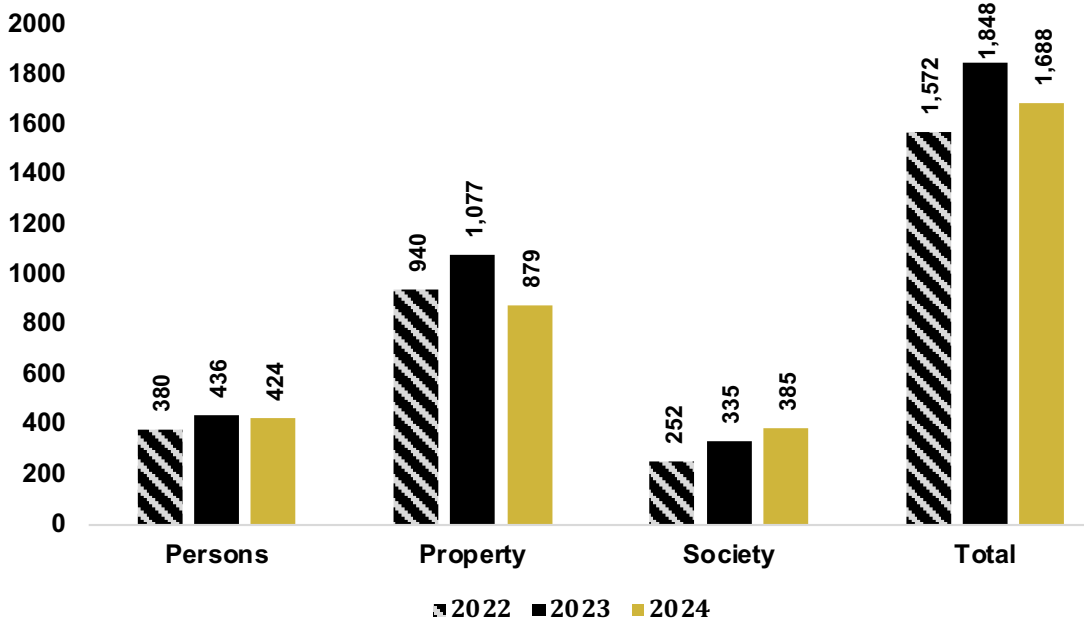
## CALLS FOR SERVICE TYPES

Calls for service are any type of police activity or action.

**Citizen generated** calls for service are any requests from a community member for police assistance or to report a crime. This includes calls to 911 or our non-emergency line.

**Officer initiated** calls for service include any activity that an officer proactively initiates such as a traffic stop.

## REPORTED CRIMES



## IBR CRIME

Reported crimes are based on the national IBR (Incident Based Reporting) system. The Department switched to this standard in 2022.

**Persons** includes crimes such as aggravated and sexual assaults.

**Property** includes crimes such as burglary and theft.

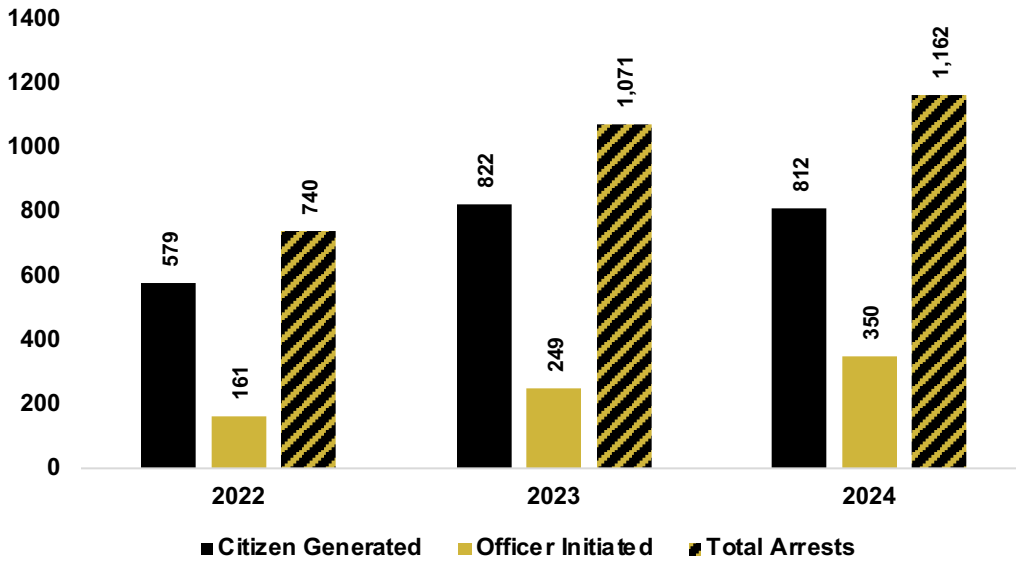
**Society** includes crimes such as weapons and drug offenses.



# 2024

# ANNUAL REPORT

## ARRESTS BY SOURCE

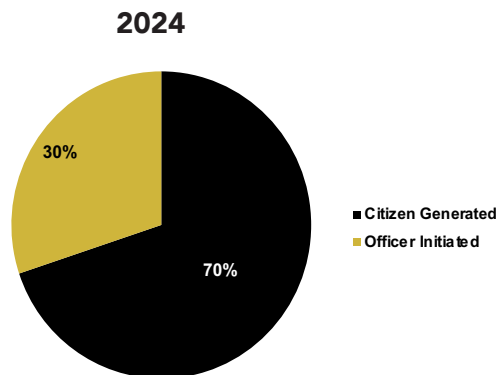
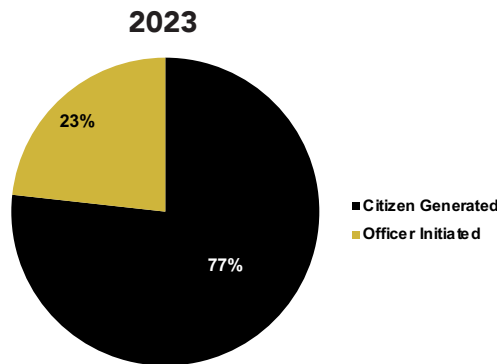
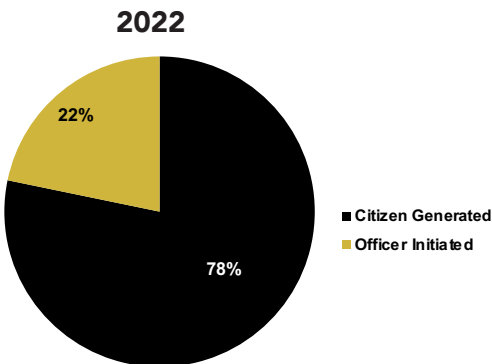


### CITIZEN GENERATED VS OFFICER INITIATED ARRESTS

**Citizen generated** indicates the arrest resulted during a call for service that started with a request for service or assistance from a citizen. For example, a citizen called 911 to report a domestic disturbance and an involved person was arrested.

**Officer initiated** indicates the arrest resulted during an action or investigation initiated by an officer. For example, an officer conducted a traffic stop and arrested the driver for illegally possessing a firearm.

## ARRESTS BY SOURCE PERCENTAGE



Citizen generated arrests generally account for at least 70-80% of total arrests. This illustrates **the majority of arrests are related to a citizen calling us for assistance versus officers proactively searching for criminal activity.** These arrests may also include mandatory arrest situations, typically involving domestic violence calls for service.

Even when considering officer initiated arrests, there are circumstances in which the arrest is related to something other than a new criminal offense. This would include situations where an officer encounters an individual with an arrest warrant or someone who may be in violation of their bail, probation, or extended supervision conditions.



# 2024

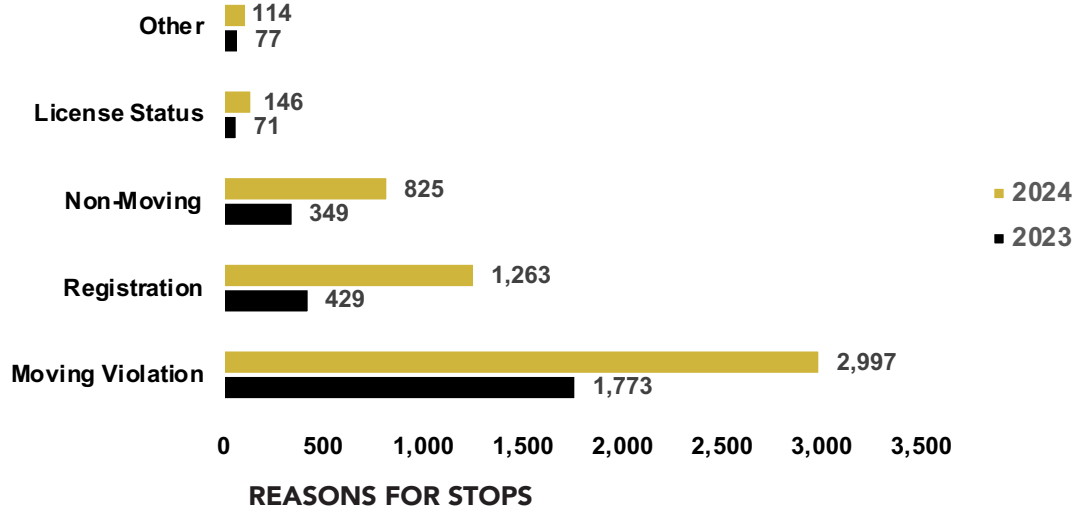
# ANNUAL REPORT

## REASON FOR TRAFFIC STOP

### TRAFFIC SAFETY

Traffic concerns remain the number one issue community members share with us. Unsafe driving behavior occurs throughout our City in neighborhoods and busy roads.

In 2024, officers conducted **5,345 traffic stops**. Each traffic stop is categorized by the initial reason for the stop. Moving violations, which are directly related to unsafe driving, are the number one reason for traffic stops.



**Other** includes situations where an officer may know a driver has a warrant or they are investigating a crime.  
**License status** includes stops based on the registered owner's driver's license status (expired, revoked, suspended or no issued license).  
**Non-moving** includes equipment violations or issues like operating without headlights on.  
**Registration** includes stops for expired or suspended registration (license plates) or no plates.  
**Moving violation** includes traffic sign and signal violations and speeding.

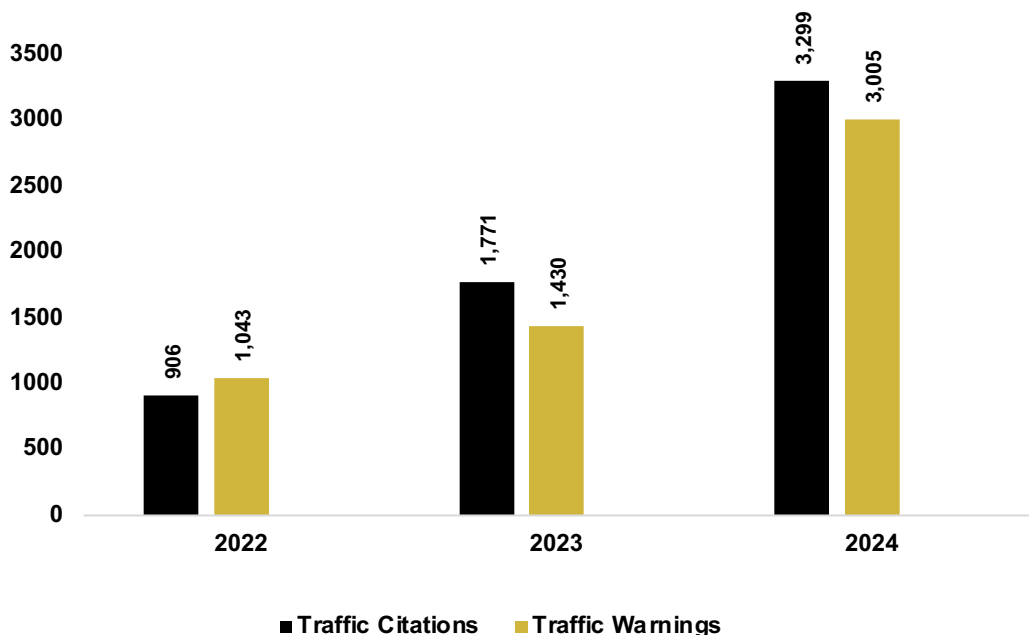
### TRAFFIC ENFORCEMENT

The goal of traffic enforcement is not just to write citations. Contrary to popular belief, revenues from traffic citations do not benefit the police department.

Based on the reason for the traffic stop and other factors, officers have discretion to issue citations or warnings.

Ultimately, traffic enforcement efforts aim to address concerns and increase safety. These goals can be achieved by education and enforcement.

## TRAFFIC STOP DISPOSITIONS

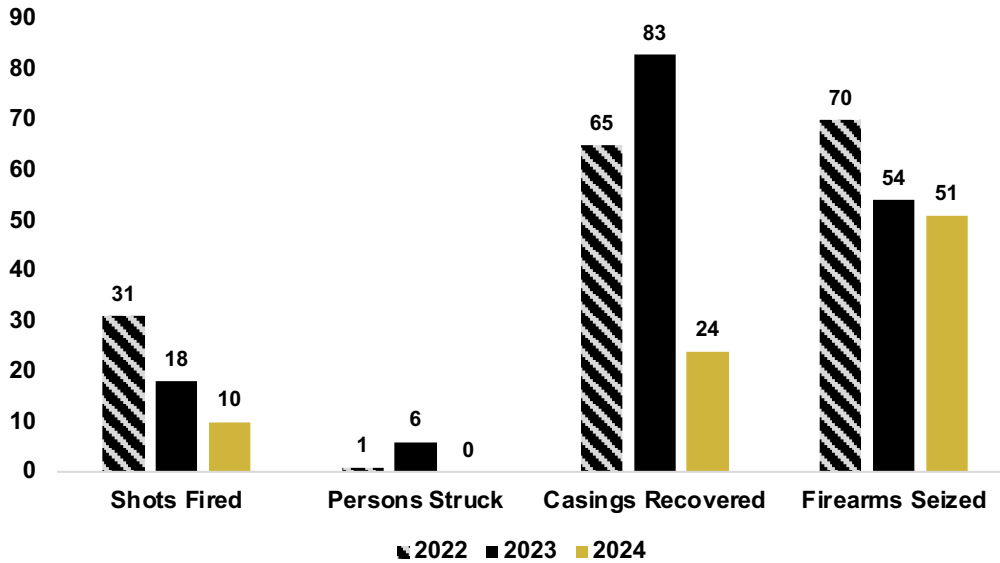




# 2024

# ANNUAL REPORT

## ||| GUN VIOLENCE |||



### GUN VIOLENCE INDICATORS

**Shots fired** indicates the number of verified incidents at least one weapon was discharged at least one time by someone other than a law enforcement officer.

**Persons struck** indicates the number of people struck by gunfire from someone other than a law enforcement officer.

**Casings recovered** indicates the number of fired bullet casings recovered at the scene of shots fired incidents.

**Firearms seized** reports the number of firearms seized as evidence of a crime.

## ||| USE OF FORCE |||

In 2024, there were 25 incidents involving the use of physical force or the use of a weapon above the level of a compliance hold. Among these 25 incidents there were multiple situations where more than one type of force was used resulting in 42 separate uses of force. In 2024, there were two firearm discharges. One firearm discharge resulted in the death of the subject. The second firearm discharge did not strike an animal advancing toward an officer.

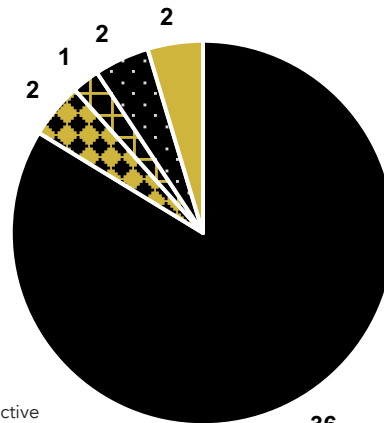
**25**  
USE OF FORCE INCIDENTS

**1,162**  
ARRESTS

**2.2 %**  
PERCENTAGE OF ARRESTS WHERE FORCE WAS POTENTIALLY USED

**26,299**  
CALLS FOR SERVICE

**.10 %**  
PERCENTAGE OF CALLS FOR SERVICE WHERE FORCE WAS POTENTIALLY USED



- Decentralization - 36
- Firearm - 1
- Impact Weapon - 2
- Strikes - 2
- Taser - 2

**DECENTRALIZATION** A trained or dynamically applied technique used to overcome active or passive resistance or the threat of either. Decentralization techniques allow an officer to guide a subject to the ground in a controlled manner. These techniques are often used if a subject is running from an officer or resisting an officer's attempts to gain control.

**FIREARM** The intentional discharge of a firearm in response to imminent threat or risk to protect officers or others from death or serious bodily injury.

**IMPACT WEAPON** A weapon that fires less lethal foam rounds to overcome active resistance or the threat of it.

**STRIKES** A trained technique to deliver a focused strike using bodily force to a specific target area on another person.

**TASER** A deployment of a Taser (electronic control device) is used to overcome active resistance or the threat of it.



**Fitchburg Police Department**  
5520 Lacy Road  
Fitchburg, WI 53711  
[fitchburgwi.gov/police](http://fitchburgwi.gov/police)

