

Fitchburg Fire Department NEWSLETTER



WHAT IS A COMBINATION FIRE DEPARTMENT?

Fire departments are staffed in a variety of different ways. Some are staffed around the clock by career (full time) firefighters and some are staffed by volunteers, paid-on-call, and/or paid-on-premises firefighters. Staffing is often dependent on the availability of its workforce and a fire department's ability to recruit talent.

The City of Fitchburg Fire Department was formed in 1970 and began emergency response in 1971. 50 years ago, Fitchburg Fire was staffed by volunteers. Those volunteers trained regularly and responded to approximately 100 incidents in the department's first year of service. Many of the firefighters that served the City worked on family farms and/or lived in the City (then, Town of Fitchburg). When a call came in, they would leave their homes or leave work to staff a fire engine.

With the growth of Fitchburg, the sprawl of development, and the increase in population density, the number of emergency incidents proportionately increased. Due to the unpredictable nature of emergency response, more and more incidents would happen during business hours and after midnight. This effected the livelihoods of firefighters and impacted the number of times a firefighter could realistically respond to the fire house.

To address the need for staffing, the Fitchburg Fire Department hired full-time firefighters to cover shifts that needed a more-predictable staffing model (to address times when volunteer and paid-on-call firefighters had difficulty coming into the fire station).

To this day, the Fitchburg Fire Department staffs with a "combination" of career and part-time firefighters.

Newsletter Editor:

If you have questions or suggestions about content, please contact:

Kim Miller

Admin. Services Manager

kim.miller@fitchburgwi.gov
608-270-7042

Contact Us:

fire@fitchburgwi.gov

Fire Station #1:

608-270-7070

Fire Station #2:

608-270-7050

Fire Station #3:

608-270-7060

CHIEF'S MESSAGE

What is a vision and why is it important? What does it mean when a fire department attempts to project future service demands and response variables?

Looking into the future and trying to identify operational and administrative needs is just as much art as it is science. We can look at the numbers and attempt to analyze data trends. Ultimately it requires us to have a couple of plans in place to address community risk reduction needs (and emergency response).

As many with business backgrounds will attest, dynamic organizations must be forward-thinking. Adaptive leadership is required to address changes in the status-quo and to apply advances in our respective industries. We can't expect that things that worked 20 years ago will be applicable today.

To that, I say this: In respect to our staffing (and our status as a combination fire department), if you (or someone you know) are interested in being a firefighter and would like to be trained by some of the best (1 - 2 year commitment for basic skills), please reach out to the Fitchburg Fire Department.

Maintaining a combination fire department is something we have committed to; however, we must be realistic in our expectations. The national trend of part-time and paid-on-call firefighters has been going down. Which means our staffing model must be revised to address the needs of a growing community. A re-evaluation of the ratio of career:part-time firefighters is needed (if not, overdue).

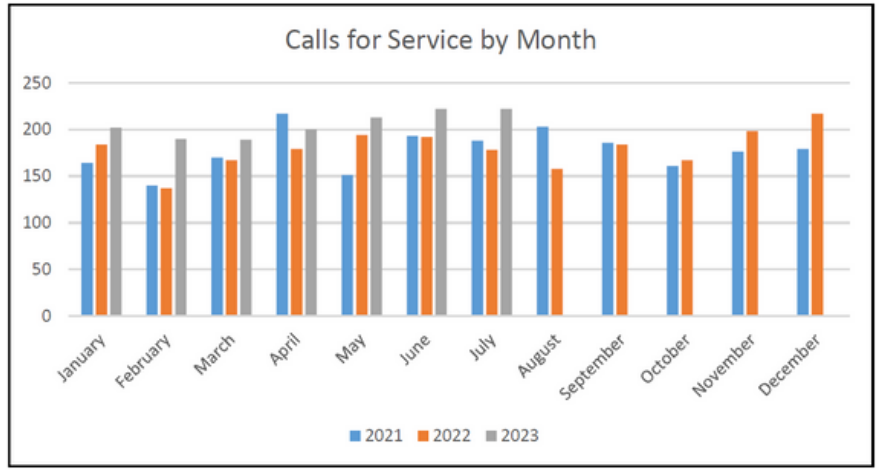


JULY 2023

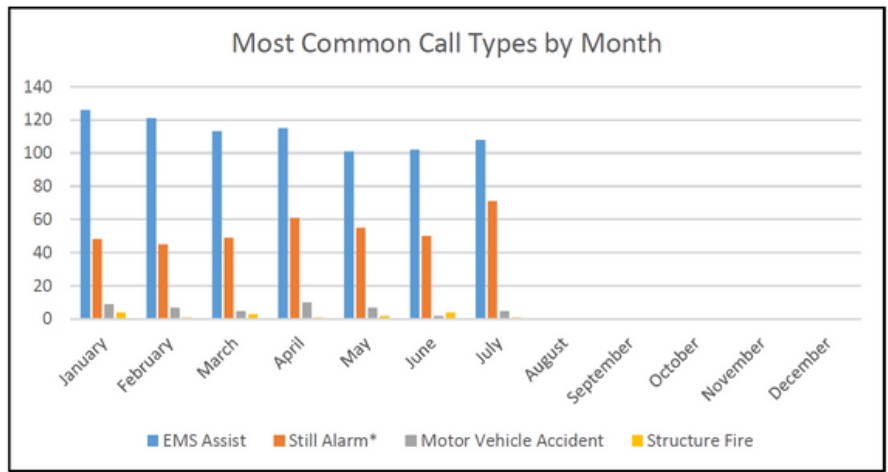
OPERATIONS



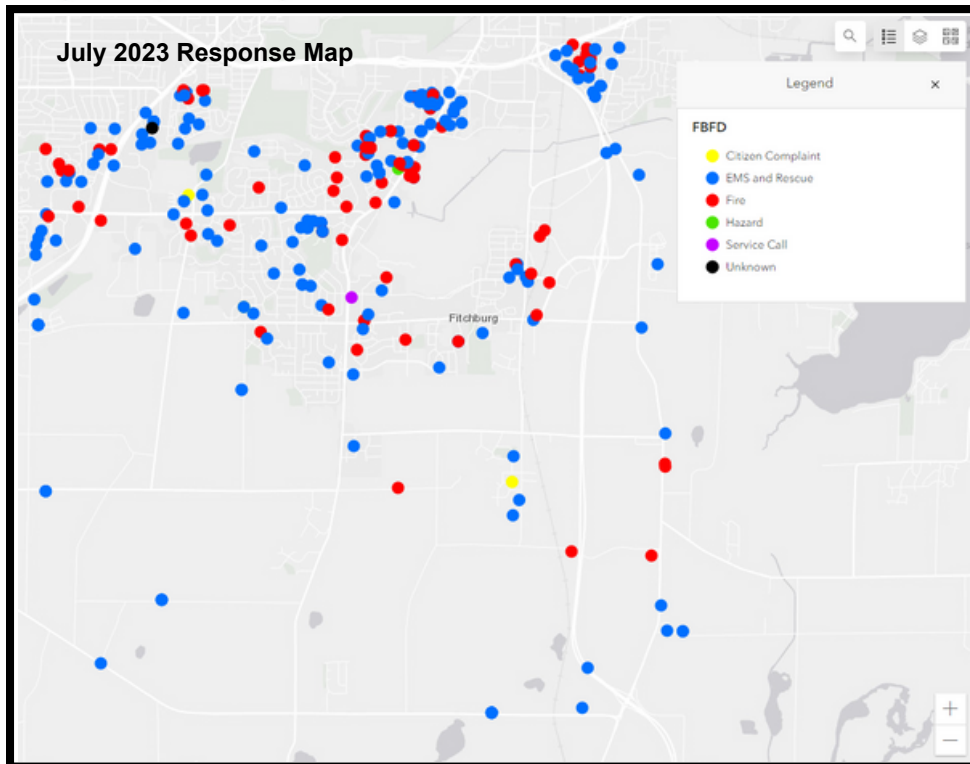
| Calls for Service by Month | | | | |
|----------------------------|------|------|------|--------|
| Month | 2021 | 2022 | 2023 | Change |
| January | 164 | 184 | 202 | 10% |
| February | 140 | 137 | 190 | 39% |
| March | 170 | 167 | 189 | 13% |
| April | 217 | 179 | 200 | 12% |
| May | 151 | 194 | 213 | 10% |
| June | 193 | 192 | 222 | 16% |
| July | 188 | 178 | 222 | 25% |
| August | 203 | 158 | | |
| September | 186 | 184 | | |
| October | 161 | 167 | | |
| November | 176 | 198 | | |
| December | 179 | 217 | | |
| Total | 2128 | 2155 | 1438 | 127% |
| Projection | | | 2323 | |



| Most Common Call Types by Month | | | | |
|---------------------------------|------------|--------------|------------------------|----------------|
| Month | EMS Assist | Still Alarm* | Motor Vehicle Accident | Structure Fire |
| January | 126 | 48 | 9 | 4 |
| February | 121 | 45 | 7 | 1 |
| March | 113 | 49 | 5 | 3 |
| April | 115 | 61 | 10 | 1 |
| May | 101 | 55 | 7 | 2 |
| June | 102 | 50 | 2 | 4 |
| July | 108 | 71 | 5 | 1 |
| August | | | | |
| September | | | | |
| October | | | | |
| November | | | | |
| December | | | | |



*Still Alarms include: Alarm Sounding, Car Fires, Odor Investigations

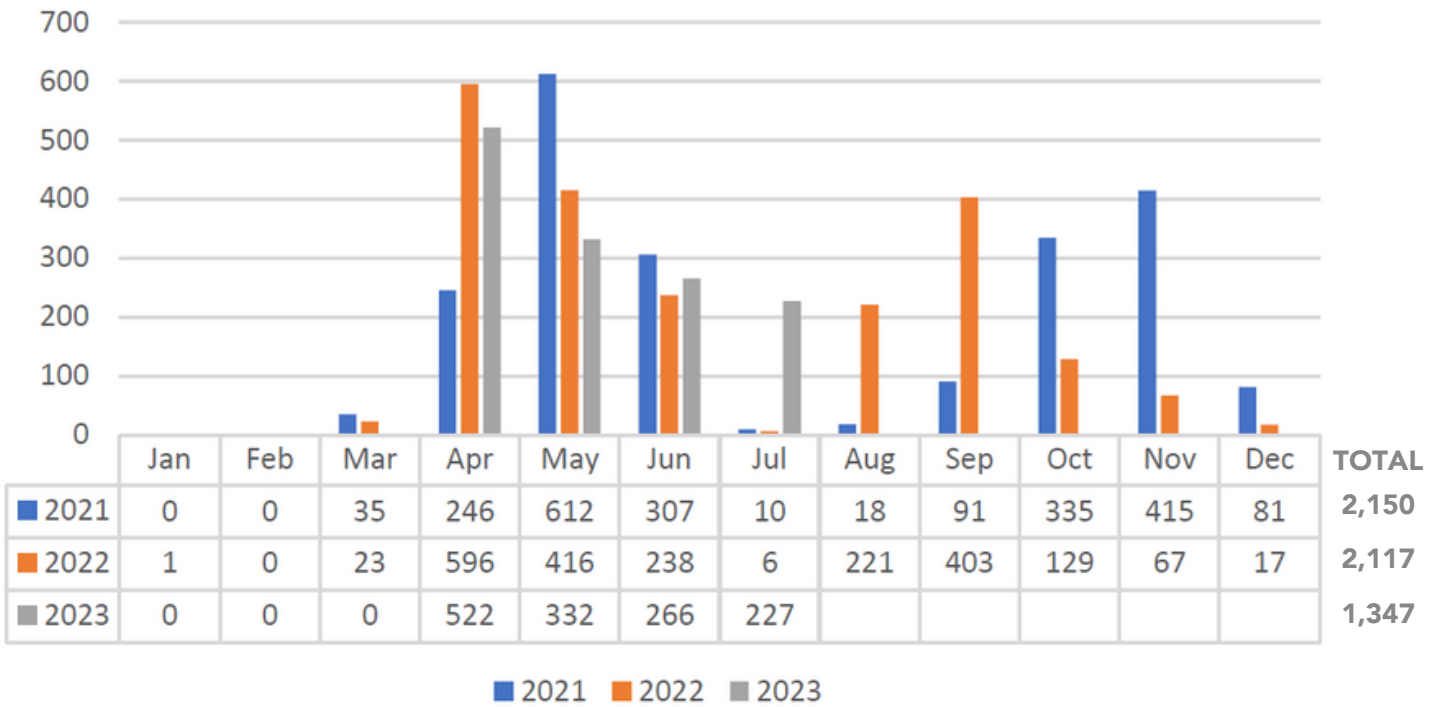


JULY 2023

PREVENTION AND INSPECTION



INSPECTIONS COMPLETED BY MONTH:



1347
INSPECTIONS

66
CORRECTED
VIOLATIONS

111
RE-INSPECTIONS



FIRE DEPARTMENT
5791 Lacy Road Fitchburg, WI 53711
Phone: (808) 278-2980 Fax: (808) 278-2985
www.fitchburgwi.gov/fire



Fire Sprinkler System Saves Apartment Building!

At approximately 1:30 pm Monday Afternoon, July 10, 2023, Dane County Public Safety Communications (911) notified the Fitchburg Fire Department of a fire alarm at a multifamily structure on the 2000 block of Traceway Drive in the City of Fitchburg.

The first arriving fire personnel reported alarms sounding but did not find active fire. After a rapid search of the structure, fire crews found that a single fire protection sprinkler head had activated inside of an apartment, and extinguished a fire before it could spread.

JULY 2023

STAFFING REPORT



STAFFING AS OF AUGUST 14, 2023

| | Authorized Headcount | Current Number of Members | Light Duty / On Leave | TOTAL | +/- Headcount |
|------------------------|----------------------|---------------------------|-----------------------|-----------|---------------|
| Career Staff | 18 | | | 18 | |
| Chiefs | 4 | 4 | 0 | 4 | 0 |
| Lieutenants | 3 | 2 | 1 | 3 | 0 |
| Firefighters | 10 | 10 | 0 | 10 | 0 |
| Support Staff | 1 | 1 | 0 | 1 | 0 |
| Part-Time Staff | 66 | | | 45 | |
| Chiefs | 2 | 2 | 0 | 2 | 0 |
| Lieutenants | 3 | 0 | 0 | 0 | -3 |
| Firefighters | 45 | 28 | 1 | 29 | -16 |
| Intern Staff | 6 | 6 | 0 | 6 | 0 |
| Support Staff | 10 | 8 | 0 | 8 | -2 |
| Total | 84 | 61 | 2 | 63 | -21 |

FIRE DEPARTMENT STAFFING DEMOGRAPHICS

| | M/F | Black | Hispanic | Asian | Two or More |
|------------------------|---------------|----------|----------|----------|-------------|
| Career Staff | | | | | |
| Chiefs | 4 / 0 | 0 | 0 | 0 | 0 |
| Lieutenants | 3 / 0 | 0 | 0 | 0 | 0 |
| Firefighters | 10 / 0 | 0 | 1 | 0 | 0 |
| Support Staff | 0 / 1 | 0 | 1 | 0 | 0 |
| Part-Time Staff | | | | | |
| Chiefs | 2 / 0 | 0 | 0 | 0 | 0 |
| Lieutenants | 0 / 0 | 0 | 0 | 0 | 0 |
| Firefighters | 25 / 4 | 0 | 0 | 0 | 1 |
| Intern Staff | 5 / 1 | 1 | 1 | 0 | 0 |
| Support Staff | 7 / 1 | 0 | 0 | 1 | 0 |
| Total | 56 / 7 | 1 | 3 | 1 | 1 |

PERSONNEL NOTES

- Leave of Absence: Stewart
- Schulz and Arps have returned from light duty

RECRUITMENT

- Paid on Call Firefighter recruitment class has been completed
 - New firefighters are working on their ride time

PROMOTIONS

- No new promotions

JULY 2023

OVERTIME BREAKDOWN



OPEN SHIFTS TAKEN VOLUNTARILY BY CAREER

| Month | # of 10 hour shifts | # of 14 hour shifts | # of 24 hour shifts | Total # of shifts |
|-------|---------------------|---------------------|---------------------|-------------------|
| Jan | 22 | 4 | 4 | 30 |
| Feb | 37 | 1 | 8 | 46 |
| Mar | 34 | 3 | 3 | 40 |
| Apr | 44 | 1 | 5 | 50 |
| May | 41 | 17 | 29 | 87 |
| Jun | 37 | 6 | 27 | 70 |
| Jul | 27 | 6 | 34 | 67 |
| Aug | | | | |
| Sep | | | | |
| Oct | | | | |
| Nov | | | | |
| Dec | | | | |

PAID ON CALL FIREFIGHTER OVERTIME

| Month | Overtime Hours |
|-------|----------------|
| Jan | 282.5 |
| Feb | 581.75 |
| Mar | 199 |
| Apr | 530 |
| May | 422.25 |
| Jun | 508.75 |
| Jul | 434.25 |
| Aug | |
| Sep | |
| Oct | |
| Nov | |
| Dec | |

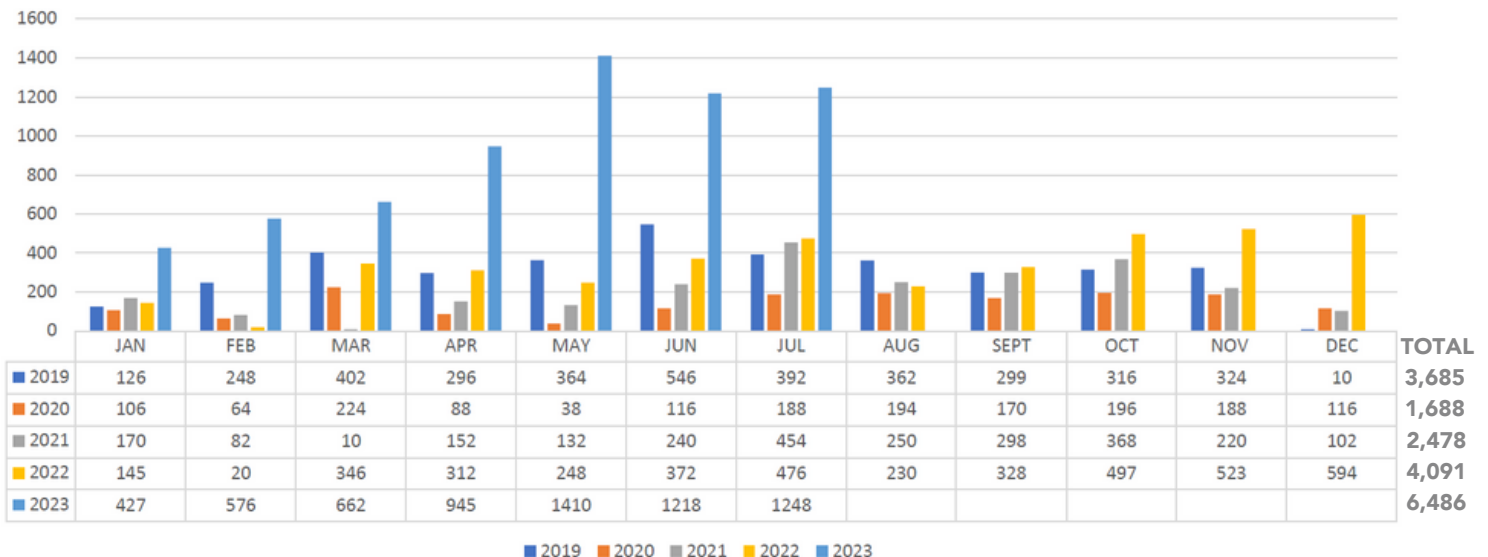
VOLUNTEER SHIFTS VS MANDATED SHIFTS FOR CAREER

| Month | # of Voluntary Shifts | # of Mandated Shifts | Total # of shifts |
|-------|-----------------------|----------------------|-------------------|
| Jan | 23 | 2 | 25 |
| Feb | 45 | 0 | 45 |
| Mar | 40 | 3 | 43 |
| Apr | 50 | 8 | 58 |
| May | 87 | 3 | 90 |
| Jun | 70 | 6 | 76 |
| Jul | 67 | 6 | 73 |
| Aug | | | |
| Sep | | | |
| Oct | | | |
| Nov | | | |
| Dec | | | |

CAREER FIREFIGHTER OVERTIME (HOURS)

| Month | Mandated Hours | Voluntary Hours | Total Hours |
|-------|----------------|-----------------|-------------|
| Jan | 34 | 393 | 427 |
| Feb | 0 | 576 | 576 |
| Mar | 30 | 632 | 662 |
| Apr | 131 | 814 | 945 |
| May | 52 | 1358 | 1410 |
| Jun | 116 | 1102 | 1218 |
| Jul | 78 | 1170 | 1248 |
| Aug | | | |
| Sep | | | |
| Oct | | | |
| Nov | | | |
| Dec | | | |

OVERTIME, BY MONTH AND YEAR



AUGUST 2023 PERSONNEL



BIRTHDAYS IN AUGUST:



**Kevin Kelm,
August 3rd**



**Alex Shaw,
August 9th**



**Jake Lynch,
August 29th**

ANNIVERSARIES IN AUGUST:



**Cody Didier,
August 6th (4 years)**



**Michael Urben,
August 6th (4 years)**



**David Zuehlke,
August 13th (15 years)**



**Chad Grossen,
August 20th (31 years)**



**Rich Roth,
August 14th (36 years)**



**Robert Gessler,
August 5th (43 years)**

JULY 2023

OTHER ITEMS



We participated and celebrated another successful year of Fourth of July neighborhood parades!



A part of our daily activities include training. In July, we were able to train on car extrications.



JULY 2023

OTHER ITEMS



IN MEMORIUM:

We are saddened by the passing of one of our retired members, Lt. Nick Meyer, who passed on July 21.

Lt. Meyer was a member of the Fitchburg Fire Department from 1980 to 2009. In those years Lt. Meyer held the rank of Firefighter, Lieutenant, and Fire Investigator. He also was the officer for Engine Company 721 (Engine 1 - that is pictured below).

We want to thank Lt. Meyer for all his years of service and we extend our condolences to his family and loved ones.

