

Healthy Neighborhood Initiative

2021-2023 Annual Report



Introduction

The City of Fitchburg *Healthy Neighborhood Initiative* (HNI) is defined as a strategic, inter-departmental, comprehensive, and integrated approach to address specific issues in four city neighborhoods. The initiative is designed to formulate and implement a strategic, collaborative, and holistic approach to achieving the foundations of a healthy neighborhood. Healthy neighborhoods are equitable, diverse, stable, sustainable, and provide social, economic, and environmental benefits to the residents that live, work, and play in them.



In 2017-2018, department staff developed the [HNI Strategic Plan](#), and in 2019 Council adopted the plan. The initiative is a partnership focus with the Legacy Community Alliance – Health in All Policies. Approximately 44% of the city’s residents live in one of the four priority neighborhoods. A strategic framework has been developed as the foundation of the initiative; partner-reliant, data-driven, proactive, and outcome-based.



Progress from priority neighborhoods towards healthy neighborhoods was designed to be evaluated by a set of six pillars and their respective pillar principles. The pillars serve as goal categories, with pillar principles defining the specific goals.

Pillar	Pillar Principle
EDUCATION	Work to build and maintain neighborhoods in which residents have an adequate foundational education
LIFE SKILLS	Work to build and maintain neighborhoods in which residents are engaged in civic affairs and have the opportunity to garner adequate employment
CARE	Work to build and maintain neighborhoods in which adequate care is available and accessible to residents
MOBILITY	Work to build and maintain neighborhoods in which adequate means to travel to areas of everyday importance is available to residents
HEALTHY LIFESTYLES	Work to build and maintain safe neighborhoods that have a diverse, healthy resident demographic and opportunities for adequate social interaction
HEALTHY LANDSCAPES	Work to build and maintain walkable neighborhoods that have diverse land uses, high-quality and diverse housing stock, and adequate gathering places

Furthermore, the evaluation of progress towards healthy neighborhoods is premised largely on the defined [indicators](#) for each pillar principle. Each indicator identifies socio-economic and landscape/environmental characteristics that helps to gauge the movement towards healthy neighborhoods. With a framework and a method of measurement determined, action items are identified to begin addressing the themes uncovered within the priority neighborhoods. These [action items](#) can be organized into the following categories:

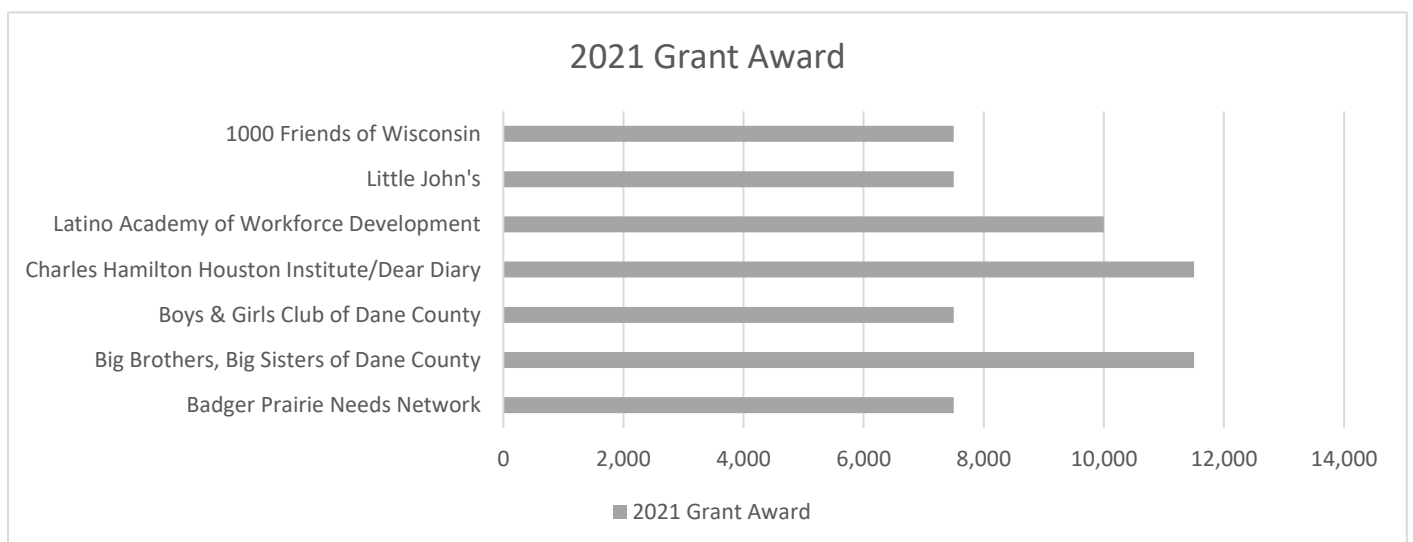
1. **PROMOTION**: Marketing the initiative to stakeholders, and identifying sustaining financial resources
2. **PEOPLE**: Creating partnerships and relationships, human resources to undertake initiative work
3. **PLACES**: Physical locations in which to implement initiative work

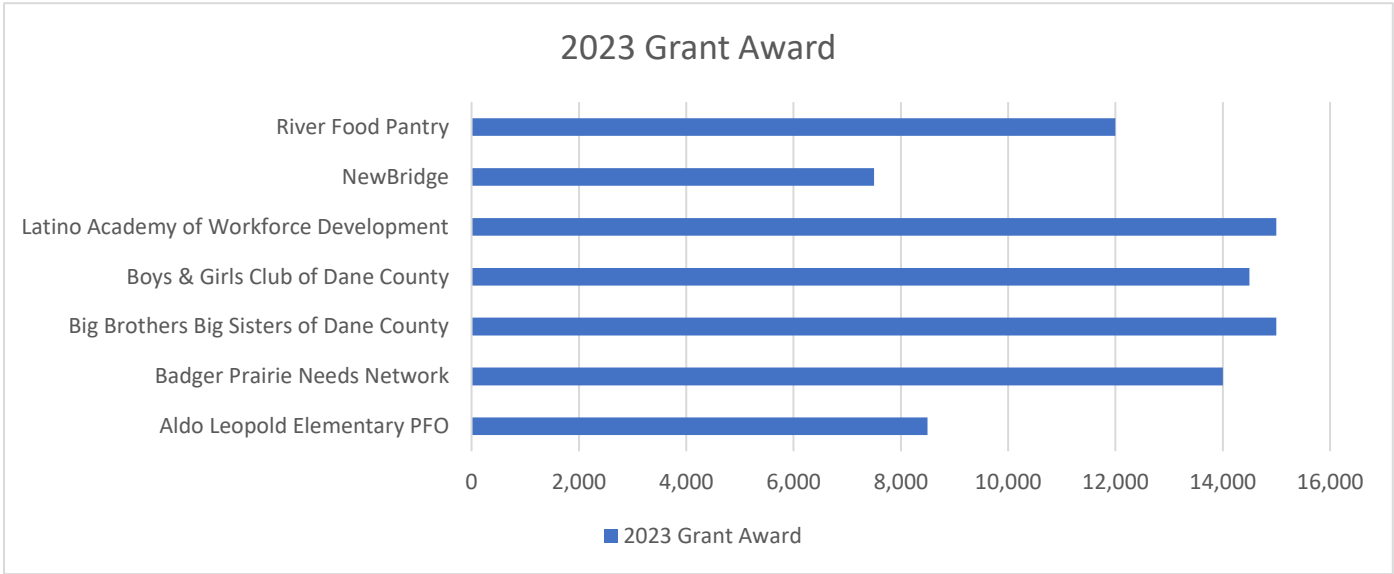
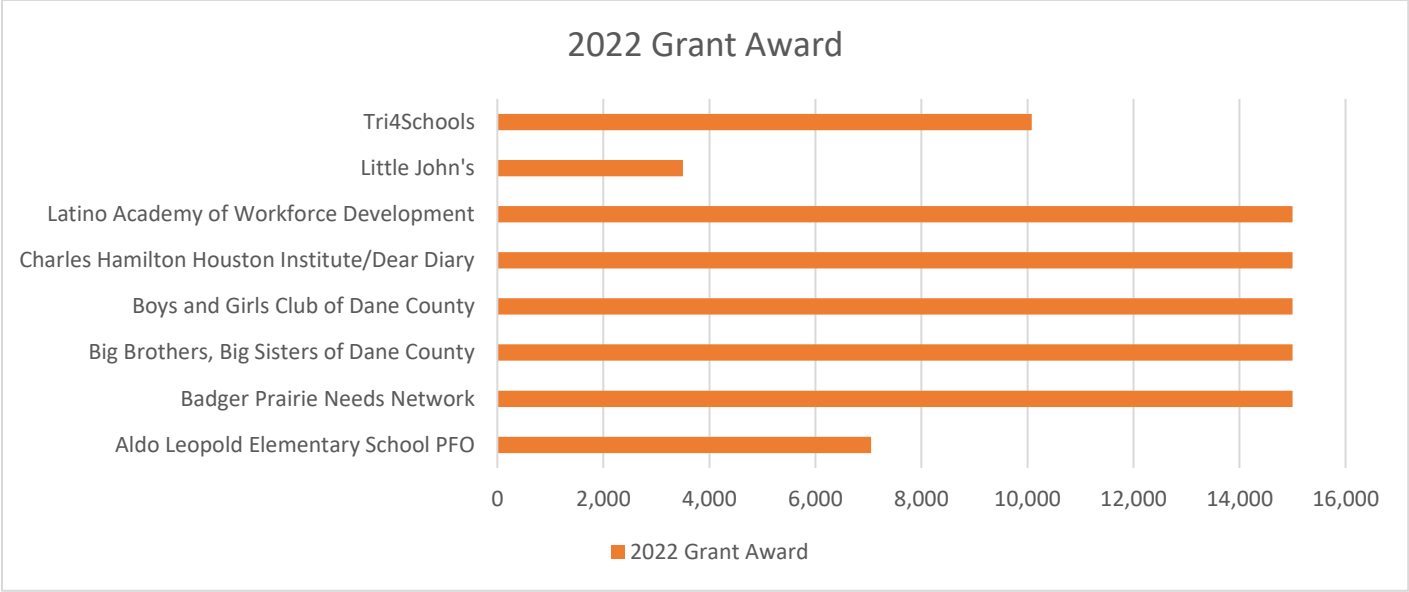
HNI Progress Overview

As outlined in the strategic plan, several identified action items have made advancement from 2021 to the present.

Action Items:

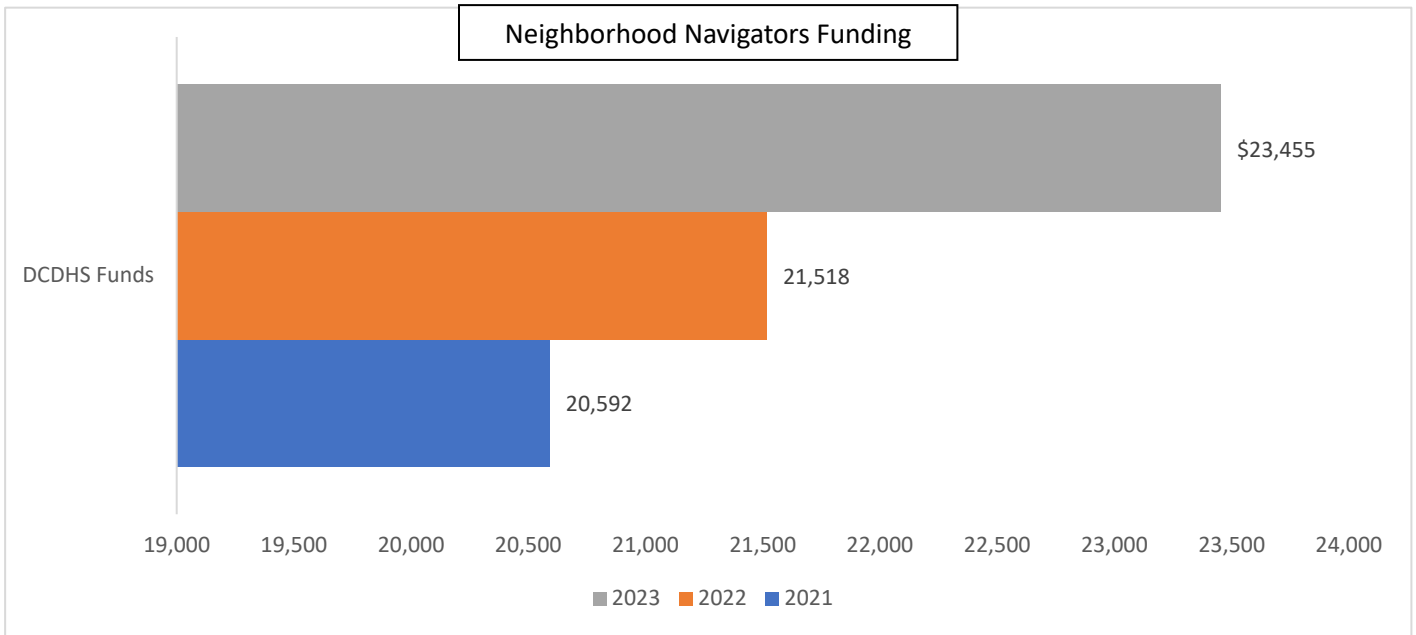
1. Modify and continue to fund the HNI Grant Program
 - a. Non-profit organizations are the only entities eligible to apply for the program
 - b. The maximum funding award is \$15,000 per year
 - c. Eligible applications and projects are evaluated for funding awards based on the following:
 - Produces meaningful, reasonable, and sustainable outcomes
 - Outcomes can be measured and evaluated
 - Strengthens and enhances neighborhood/community assets
 - Promotes self-sufficiency of individuals and/or organizations
 - Encourages coordination/collaboration with other relevant partners
 - Innovation
 - d. Between 2021-2023, \$245,130 has been awarded to partners working to provide programs, services, and resources in priority neighborhoods.
 - i. 2021 - \$63,000 total awarded
 - ii. 2022 - \$95,630 total awarded
 - iii. 2023 - \$86,045 total awarded





2. Develop a pilot program, in conjunction with Dane County Department of Human Services to identify and hire “Neighborhood Navigators” in one priority neighborhood.
 - a. Two neighborhood navigators have been funded as part time city staff since 2019 to facilitate program, service, and resource awareness and execution. Navigators connected with hundreds of residents of the Leopold Early Childhood Zone and surrounding N. Fish Hatchery Neighborhood.

- b. Since 2019 a total of \$105,634 funding secured from DCDHS to maintain program through 2023.



- 3. Develop a Housing Strategy Committee, as identified in the Fitchburg Housing Plan, to examine various housing issues and opportunities in priority neighborhoods.
 - a. The City of Fitchburg started the Housing Advisory Committee to implement the goals of the Fitchburg Housing Plan, staffed by the Economic Development Department. The committee has been working on several initiatives, such as rent-to-own pilot program and an affordable housing fund.
 - b. The City of Fitchburg is also participating in the Dane County Regional Housing Strategy Initiative.
 - c. [City of Fitchburg Housing Assessment](#) was completed in 2014 to evaluate, supply, distribution, and quality of existing housing stock as it relates to the 2009 Comprehensive Plan.

- 4. Develop a neighborhood hub feasibility study and site plan at the Nine Springs Golf Course, in the North Fish Hatchery Road Neighborhood in conjunction with interested partners
 - a. 2019/2020 - Feasibility study completed
 - b. 2021 - Consultant contract was executed to create an “enhanced” park space on the north side of Traceway Drive
 - c. 2022 - Plan Commission approved

- d. 2023 - Council approved Hub Phase I, R-45-22
 - e. Goals for the Hub include providing a space that appeals to all demographics and is available seven days a week and year-round.
5. Develop an inventory of undeveloped or underdeveloped land sites within Priority Neighborhoods, as identified in City’s Housing Plan
- i. Refer to Appendix A for map
 - ii. All 4 neighborhoods have largely residential.
 - 1. VRW: Business, high and medium density residential, mixed use
 - 2. NFR: High density residential, mixed use, park and open space, and business
 - 3. Southdale: Business, park and open space
6. Work in conjunction with interested partners to identify other potential neighborhood hubs in other priority neighborhoods
- a. Verona Road West Teen Center
 - i. The center is envisioned to be a community gathering place with the following components:
 - 1. *Indoor space to house learning, recreation, culture, resource, and sociable neighborhood gathering.*
 - 2. *Majority of space devoted to “teen and parents/guardians” demographic (teens=13-20)*
 - 3. *Facility should be adjacent to or nearby public park space or outdoor recreational amenity(s)”*
 - ii. 2021 - Executed consultant contract and completed community engagement to determine the desires and needs of neighborhoods
 - iii. 2023 – Feasibility study RFP released, and proposal submitted by EQT by Design & team

2022 Implementation Highlights

Southdale Neighborhood

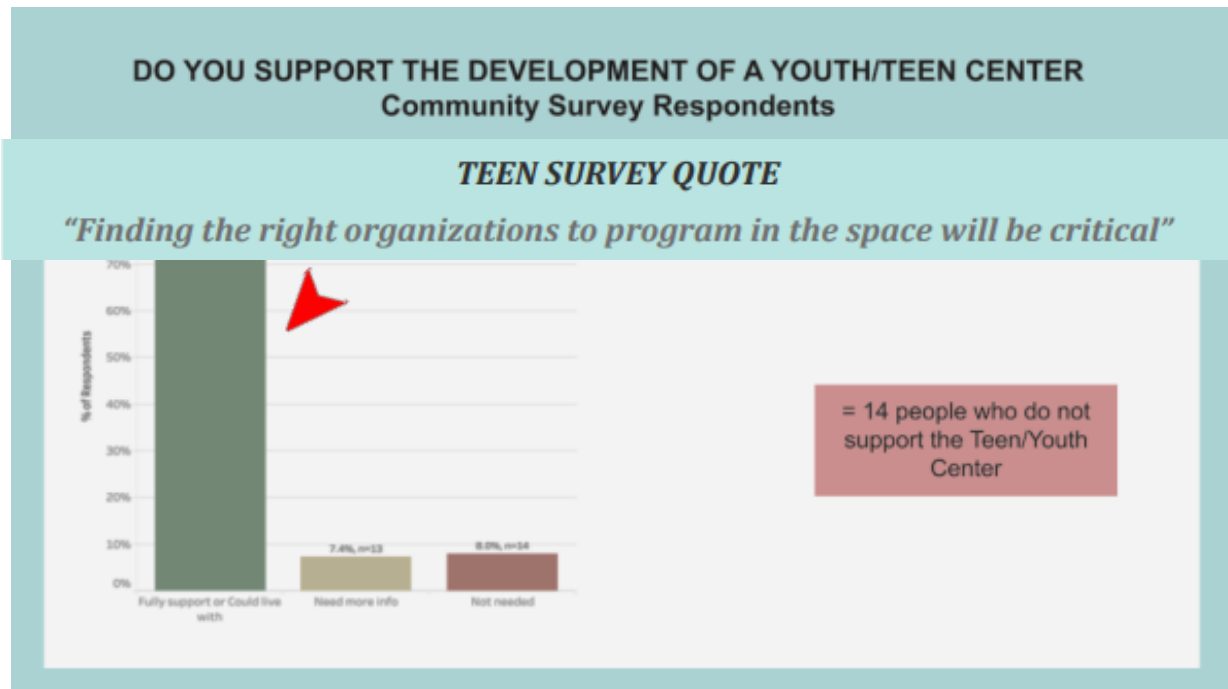
- ❖ A fourth priority neighborhood, Southdale, was attached from the Town of Madison in October.

N. Fish Hatchery Road Hub Phase 1

- ❖ Continued progress towards final design through frequent design development meetings.
- ❖ December 2022 – Plan Commission approved conditional use and architectural design review

Verona Road West Teen Center

- ❖ Completed the first feasibility study with EQT by Design.
- ❖ The study found that a teen center in Fitchburg has an overall support of 85% of respondents. Approximately 7% of sample said they needed more information.
- ❖ There is some concern around capital and operational capacity particularly from the community survey.



- ❖ The complete study can be viewed at this [link](#).
- ❖ Began work on the RFP for the feasibility study for phase two of the potential teen center.

Neighborhood Navigators

- ❖ Garnered approximately \$21,000 in Dane County funds to continue the implementation and management of the program.

- ❖ Funded one part-time staff to facilitate program delivery.
- ❖ Worked to foster communication, civic engagement, and connection to services in the priority neighborhoods.
- ❖ Worked with Dane County to revise and clarify the Neighborhood Navigator Contract. Gained Council approval to execute contract to continue the program through 2023.
- ❖ 136 residents assisted through the program
 - White, not Hispanic = 2
 - Native American/Alaskan = 0
 - Asian/Pacific Islander = 20
 - Black = 41
 - Hispanic = 107

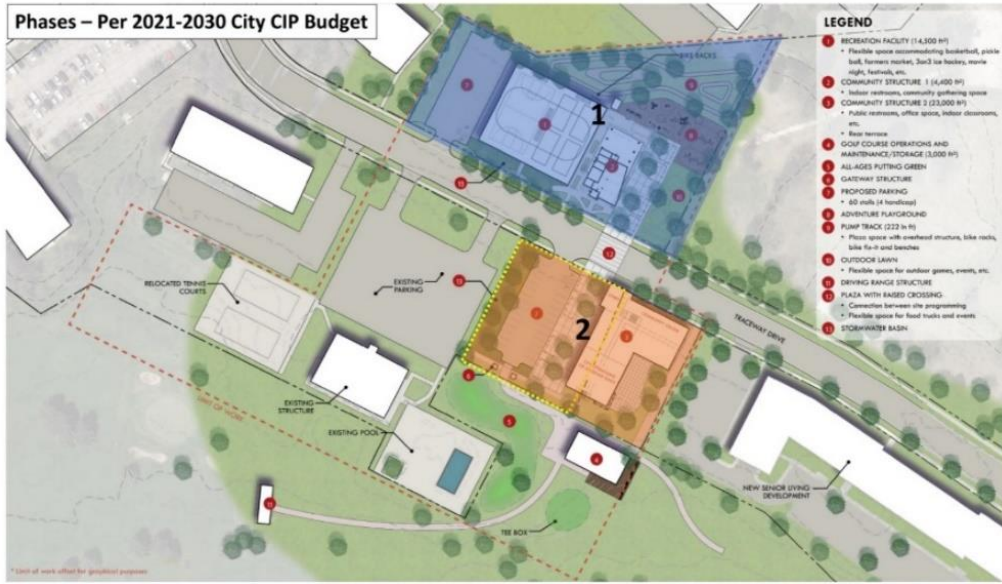
Grants & Funding

- ❖ Awarded \$95,630 in city funds (\$98,630 available), and via HNI Grant Program funded eight non-profit partners working to provide programs/services/resources in HNI neighborhoods.
- ❖ Received eight applications and all funding requests were fulfilled.
 - *Aldo Leopold Elementary School Parent Faculty Organization*
 - *Badger Prairie Needs Network*
 - *Big Brothers, Big Sisters of Dane County*
 - *Boys and Girls Club of Dane County*
 - *Dear Diary*
 - *Latino Academy of Workforce Development*
 - *Little John's*
 - *Tri4Schools*

2023 Implementation Highlights

The Hub

- ❖ The plan includes three major focus areas:
 - *“Enhanced” park space (north side of Traceway Dr.)*
 - *Neighborhood center facility (south side of Traceway Dr.)*
 - *Golf course improvements (south side of Traceway Dr.)*



Private land - Subject to restrictions which may impede land conversion or sale. Land use designated thereon for illustrative purposes only.

FITCHBURG NEIGHBORHOOD HUB | CONCEPT PLAN

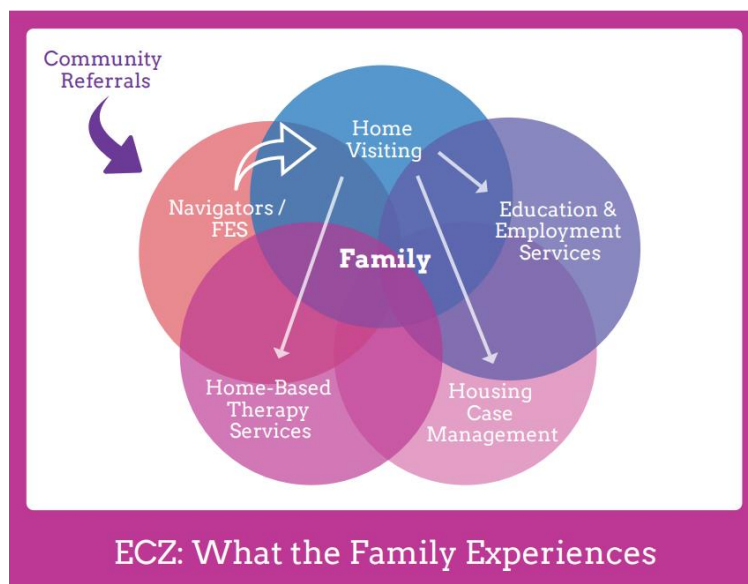
Funding Source	Amount
1. Parkland dedication fund	\$3,657,572
2. Grants and partner support	\$255,000*
3. Borrowing	\$87,687

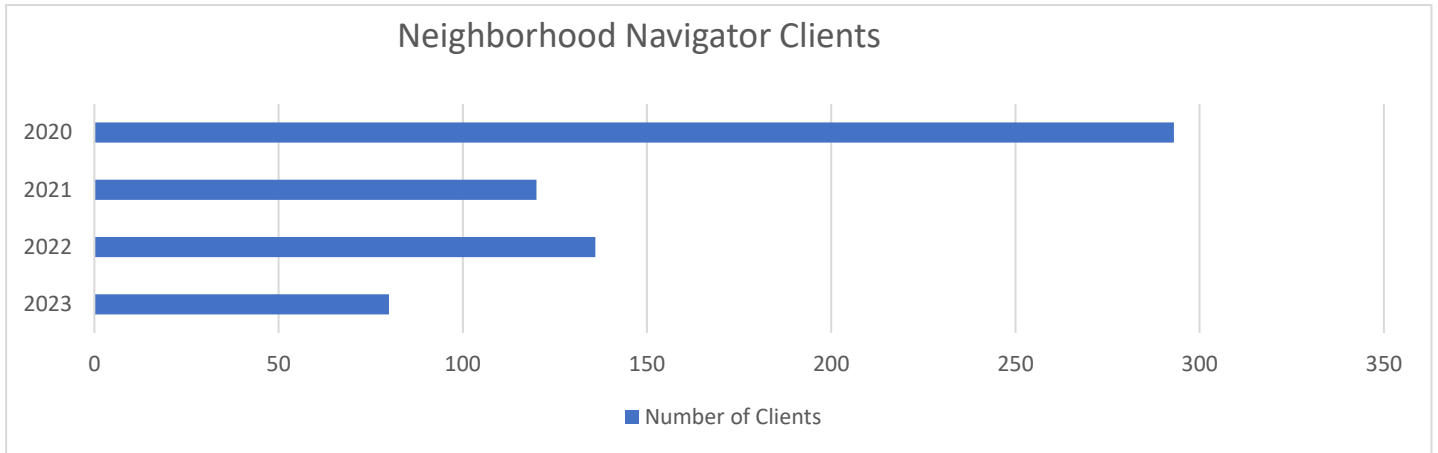
Cost Component	Amount
1. Shelter Building with Furniture (3,788 sf)	\$1,905,000
2. Playground	\$303,000
3. All-wheels track	\$450,00
4. Uncovered hardcourt with no ice rink	\$75,000
5. Site work (parking lot, landscaping)	\$575,544
6. Design work	\$330,855
7. Construction contingency	\$330,855

***Other grants were applied for, only Dane County Park & Ride program awarded in 2022**

Neighborhood Navigators

- ❖ Approximately \$23,000 in funding has been secured to maintain the program through 2023.
- ❖ A second neighborhood navigator was hired to facilitate program delivery.
- ❖ Neighborhood Navigators increased their service hours to 20 hours a week to the Leopold Early Childhood Zone and surrounding community.
- ❖ Staff met June 27th with the leadership team of the Early Childhood Zone
- ❖ Navigators provide outreach to expectant families and those with children under 4 years of age to direct them to the services of the Leopold Early Childhood Zone.
 - Residents Served
 - 2023 – 119 residents
 - White, not Hispanic = 8
 - Native American/Alaskan = 0
 - Asian/Pacific Islander = 3
 - Black = 15
 - Other = 2
 - Hispanic = 18
 - 2022 – 136 residents
 - White, not Hispanic = 2
 - Native American/Alaskan = 0
 - Asian/Pacific Islander = 20
 - Black = 41
 - Hispanic = 107
 - 2021 – 120 residents
 - Demographic data unavailable
 - 2020 – 293 residents
 - Demographic data unavailable
 - Only January – May is currently reported for 2023





Tree Planting

- ❖ Two tree planting events took place in Spring 2023 in which 16 trees were planted on Post Road between Fish Hatchery and Traceway Drive.
- ❖ As part of the Madison Tree Canopy Project, the trees were donated by Dane County.
- ❖ Four trees were planted in Southdale Park as part of a community Arbor Day event.
 - Funded by an Arbor Day donation from ATC

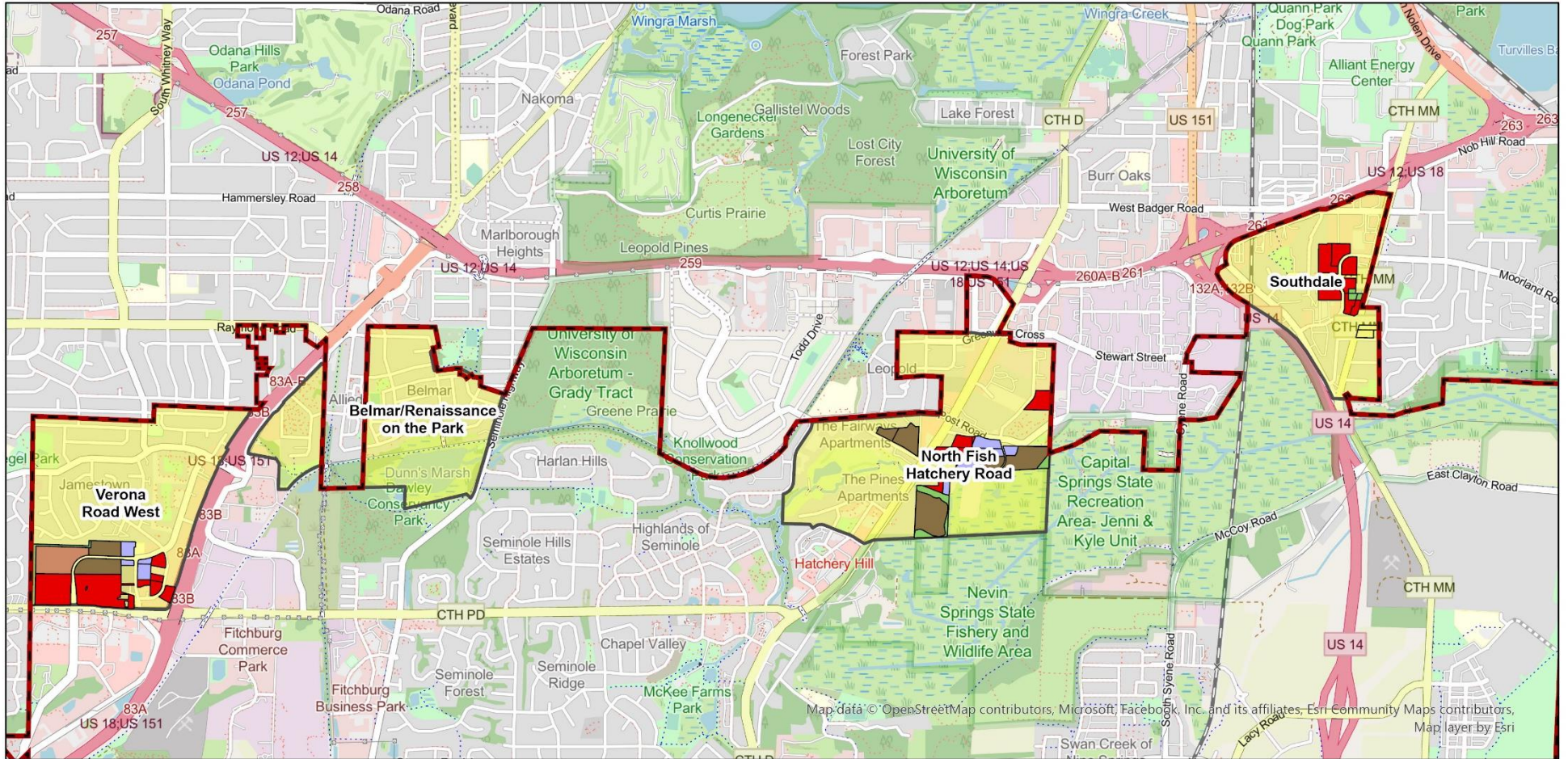
Grants & Funding

- ❖ Awarded \$86,045 in city funds (\$88,045 available), received nine funding requests, and via HNI Grant Program funded seven non-profit partners working to provide programs/services/resources in HNI neighborhoods.
- ❖ There was a cumulative funding request of \$124,700. Due to the disparity between requested and available funds, match to request ratios were used to inform funding choices.
- ❖ Funded programs:
 - *Big Brothers, Big Sisters – fully funded request*
 - *Latino Academy of Workforce Development – fully funded request*
 - *Badger Prairie Needs Network*
 - *Boys and Girls Club*
 - *River Food Pantry*
 - *Aldo Leopold Elementary School Parent Faculty*
 - *New Bridge*
- ❖ Grant recipients from 2020 to present were selected based on their services that promote one or more of the healthy neighborhood pillars.

- The number of clients served includes only those in priority neighborhoods, all organizations served other residents of Fitchburg and surrounding area in addition to this. 2023 data is not available yet.
- Several organizations also provide resources for Social-Emotional Learning as well as mental health.

	<i>HNI Pillar</i>	<i>Actions</i>	<i>Fitchburg Residents Served</i>	<i>Priority Neighborhoods Served</i>	<i>Number of Children & Adults (within Priority Neighborhoods)</i>
<i>Tri4Schools</i>	Healthy Lifestyles, Mobility	Multisport events & programs, promoting healthy active lifestyles for children	770 (2022)	BMR, NFH	2,372 children
<i>Aldo Leopold Elementary PFO</i>	Healthy Landscapes, Healthy Lifestyles, Education	School garden, community engagement through increasing food access and learning about healthy foods and sustainable growing	2,483 (2022)	NFH	683 children 1800 adults
<i>Latino Academy of Workforce Development</i>	Education, Life Skills	Job readiness, interview preparedness, employer connections, digital skills, CDL licensure	287 (2020-2022)	NFH, VRW, BMR	287 adults
<i>Dear Diary</i>	Education, Life Skills	Programming for young black women to engage in academic, social, and emotional wellness	30 (2021-2022)	VRW, BMR, NFH	30 children
<i>Badger Prairie Needs Network</i>	Healthy Landscapes, Healthy Lifestyles, Life Skills	Provide meals, food pantry, fresh produce access, job training and career placement	4,917 (2020-2022)	VRW, BMR, NFH, Southdale	2,005 children 3,012 adults
<i>Boys & Girls Club of Dane County</i>	Healthy Landscapes	Food accessibility, meal giveaways w/ delivery	309 (2020-2022)	BMR	134 children 175 adults
<i>Big Brothers, Big Sisters</i>	Education, Life Skills, Healthy Lifestyles	Youth mentoring in educational success, behavior, and social-emotional learning	162 (2020-2022)	VRW, BMR, NFH	152 children
<i>1000 Friends of Wisconsin</i>	Healthy Landscapes, Mobility, Healthy Lifestyles	Leopold Elementary garden improvements, track and distribute produce to N. Fish Hatchery residents and Leopold families	375 (2021)	NFH	125 children 250 adults

Appendix A: Undeveloped and Underdeveloped Land Sites in Priority Neighborhoods



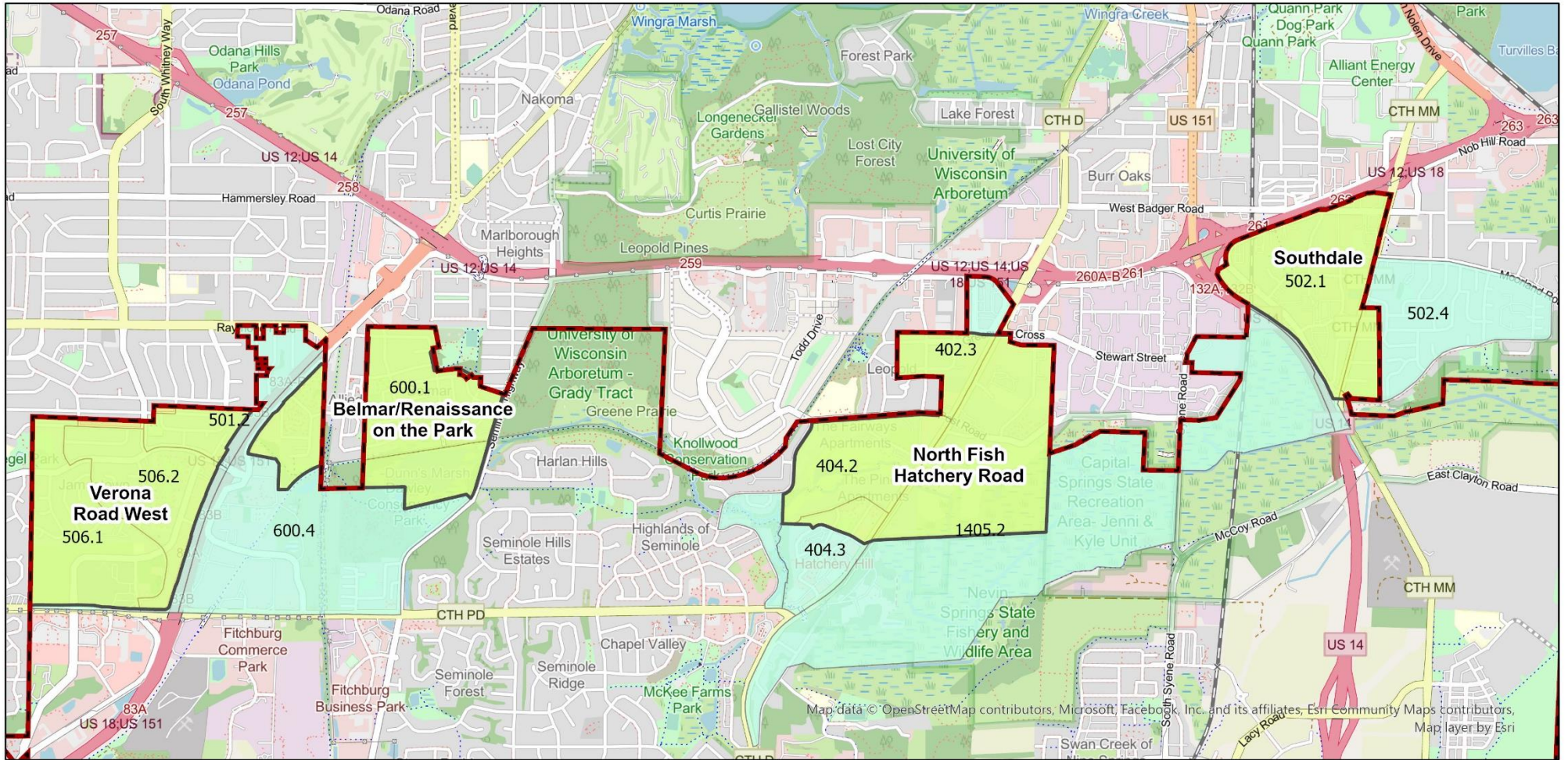
Legend

City of Fitchburg	Developable Parcels - Future Land Use	HIGH DENSITY RESIDENTIAL	MEDIUM DENSITY RESIDENTIAL
Priority Neighborhoods Boundaries	BUSINESS	INDUSTRIAL-GENERAL	MIXED-USE
		PARK & OPEN SPACE	RESIDENTIAL

HNI Neighborhoods
 Developable Land in Priority Neighborhoods
 Date: 6/30/2023

0 0.25 0.5 1 Miles

Appendix B: HNI Neighborhoods and Census Block Groups 2021



Legend

- City of Fitchburg
- Priority Neighborhoods Boundaries
- Census Block Groups 2021

HNI Neighborhoods
 Census Block Groups 2021
 Date: 6/30/2023

0 0.25 0.5 1 Miles

N

Appendix C: Demographics of Priority Neighborhoods 2021

Characteristic	Variable	Dane County C	Fitchburg	Priority Neighborhoods	VRW	BMR-West	BMR -East	NFR-North	NFR-South	Southdale
Census Tract, Block Group					*501.2 *503.4,5	600.4	600.1	1402.3 1405.2	1404.2,3	1502.1
2000 Median Income	Household Median Income	\$49,067	\$50,859	\$39,833	57,063 N/A	NOT AVAILABL	\$42,368	32,940 N/A	NOT AVAILABLE	36,250
2014 Median Income	Household Median Income	\$61,582	\$61,263	\$44,515	75,236 80,292	\$31,692	\$32,455	31,023 50,208	42,212(includes BG	37,266
2021 Median Income	Household Median Income	\$77,221	\$78,218	\$58,204	125,938 83,84	\$58,347	\$51,302	32,939 45,175	38,390 72,500	57,483
^^Segregation	% Non-White Persons	24%	28%	45%	42%	38%	68%	51%	62%	47%
Poverty	% Persons below Poverty	11%	10%	14%	^^6%	17%	12%	25%	24%	7%
Language	% Households Limited English Proficiency	2%	5%	7%	1%	4%	16%	11%	13%	12%
Mobility	% Household with no Vehicle	7%	11%	9%	4%	9%	0%	18%	10%	8%
Family	% Single-Parent Households	5%	7%	11%	9%	6%	17%	10%	11%	6%
Housing	% Households Paying 50% or more of Income for Rent	21%	20%	28%	20%	31%	28%	26%	22%	20%
Education	% Adults with less than High School Degree	4%	5%	11%	^8%	^10%	^21%	^8%	^10%	^14%
	% Adults without a degree in Higher Education	38%	35%	53%	^47%	^39%	^60%	^59%	^48%	^55%
Youth										
	% Children under 10 years	6%	12%	13%	15%	26%	14%	8%	10%	8%
	% Children under 18 years	20%	17%	22%	30%	35%	24%	11%	29%	14%
	% Children ages 15-19	7%	4%	4%	6%	0%	5%	7%	7%	2%
	% Ages 20 to 24	10%	10%	12%	4%	11%	5%	17%	19%	10%
Employment	% Unemployed	2%	2%	1%	1%	2%	0.40%	2%	0%	1%
Food Stamps	% Households Receiving Food Stamps or Public Assistance	7%	6%	13%	8%	16%	20%	23%	10%	11%
Total HNI Priority Neighborhoods Population = 17,405					*3,550	1,941	1,683	3,601	2,134	4,496
	**White	82%	72%	55%	67%	70%	47%	60%	51%	53%
	Black	5%	11%	20%	16%	2%	20%	16%	18%	16%
	Hispanic	7%	13%	25%	14%	53%	28%	21%	36%	27%
	Asian	6%	7%	6%	5%	16%	10%	4%	1%	6%
	Two or More Races	6%	7%	13%	9%	8%	14%	11%	13%	23%
*2019 ACS data was used to profile VRW neighborhood										
^ Does not include population ages 18-24 - data not available								Little to No Change		
**White does not include other races, but "Hispanic" includes white individuals with Hispanic ethnicity.								Improvement		
^^Census Tract 5.03, block group 5 has a poverty rate of 10%; other block groups have a rate of 1% and 0.3%								Decline		
Unable to update health data from previous study due to lack of updated information.										
For median income variables, each row is lined up with the corresponding block group for each year to show progression.										
Southdale data uses a census tract. Please note this includes boundaries within the city of Madison.										

Sources: CARPC – Geography of Opportunity: A Fair Housing Equity Assessment for Wisconsin’s Capital Region and American Community Survey (ACS) 2000, 2014, 2019, 2021

Populations used for data include residents in neighborhood boundaries and in identified census block groups (Appendix B). In VRW profile, populations were included above census block group 501.2 to capture city of Fitchburg boundary. In Southdale profile, census tract 1502.1 was used, this includes parts of the City of Madison. Refer to appendix B, Southdale neighborhood includes populations east of the census block groups.

Appendix D: CARPC Barriers to Opportunities and Associated Data 2007-2011

Characteristic	Variable	Dane County Census Block Group Average	Barrier Threshold*	VRW	BMR- West	BMR- East	NFR- South	NFR- North
Segregation	% Non-White Persons	18%	33%	41%	44%	60%	45%	54%
Poverty	% Persons below Poverty	13%	30%	29%	31%	37%	19%	24%
Language	% Limited English Proficiency	2%	5%	18%	7%	14%	10%	11%
Mobility	% Household with no Vehicle	8%	20%	10%	4%	16%	8%	1%
Family	% Single-Parent Households	13%	25%	20%	11%	38%	26%	36%
Housing	% Households Paying More than 50% of Income for Rent	21%	40%	22%	41%	40%	26%	26%
Education	% Adults with less than High School Degree	6%	12%	26%	14%	TBD%	TBD%	TBD%
Youth	% Children under 18 Years	21%	29%	24%	31%	35%	29%	27%
Employment	% Unemployed	6%	10%	5%	5%	8%	19%	8%
Food Stamps	% Households Receiving Food Stamps	8%	16%	13%#	38%##	38%##	12%###	34%####
Physical Health								
	% Adult Diabetes	7%	10%	7%	8%	14%	9%	11%
	% Asthma	12%	14%	15%	11%	15%	14%	17%
	% Childhood Obesity	11%	17%	15%	18%	22%	25%	19%
Total HNI Priority Neighborhoods Population = 11,743								
				2,678^	1,512^^	2,578^^^	2,569	2,175^
	White			56%	36%	22%	38%	36%
	Black			18%	13%	24%	22%	25%
	Hispanic			18%	43%	45%	37%	32%
	Asian			7%	6%	8%	2%	5%

Source: CARPC – Geography of Opportunity: A Fair Housing Equity Assessment for Wisconsin’s Capital Region and U.S. Census 2010 (race, age) and American Community Survey (ACS) 5-year 2007-2011 (all other variables). Please see the following page for the various notations identified in the above table.

Healthy Neighborhoods Grant Program



2022 Funding Report Form

This Funding Report Form is designed to provide the City with feedback on the outcomes from use of Healthy Neighborhoods Grant Program funds. This form is to be completed by an applicant that has received a Program funding award, and submitted to the City within 30 days of completion of the project for which said funds were used. This form must be completed prior to funds being released to the organization.

Completed Funding Report Forms should be submitted via email to Deanna.Schmidt@fitchburgwi.gov and Brad.Sippel@fitchburgwi.gov. Please include "2022 HN Grant Program Funding Report Form" in the email subject line. Hard copy forms will not be accepted.

1. **Please identify the application number (to be provided by City staff):** *Click here to enter text.*

2. **Were the funds used in accordance with the project proposal as identified in the application?:**

Yes No

If you answered No, please explain: *Click here to enter text.*

3. **Were the funds used in accordance with the timeline as identified in the application?:**

Yes No

If you answered No, please explain: *Click here to enter text.*

4. **Were the funds used in the Priority Neighborhood as identified in the application?:**

Yes No

If you answered No, please explain:

5. **Please identify which grant focus area the project addressed (check all that apply):**

- Adult education/workforce development
- Food security
- Neighborhood/community-building and engagement
- Youth education
- Youth mentoring

Revised: 5/7/2020

6. Please identify the number of unduplicated individuals benefiting from use of Program funds:

a. Fitchburg Residents Within Priority Neighborhoods

- o 474 *Children: Aged 17 or younger;*
- o 882 *Adults: Aged 18 or older;*

b. Fitchburg Residents Outside Priority Neighborhoods

- o 97 *Children: Aged 17 or younger;*
- o 181 *Adults: Aged 18 or older;*

c. Non Fitchburg Residents

- o 1860 *Children: Aged 17 or younger;*
- o 3459 *Adults: Aged 18 or older;*

7. Please complete the following Project Outcome Objective, Measurement, and Impact tables:

Outcome Objective #1	Increase the number of meals provided through the food pantry by a cumulative total of 5% over 2021 meal provided	
Outcome Measurement	217,537 meals were provided to Fitchburg residents between 3/1/2022 and 12/31/2022 compared to 137,240 between 3/1/2021 and 12/31/2021 – a 59% increase	
	Targeted Priority Neighborhood Resident Number (unduplicated)	Actual Priority Neighborhood Resident Number (unduplicated)
Outcome Impact	Click here to enter text.	Click here to enter text.
Other Comments	Click here to enter text.	

Outcome Objective #2	Increase fresh produce available to pantry guests by 5%	
Outcome Measurement	57,738 pounds of fresh produce were distributed to Fitchburg residents between 3/1/2022 and 12/31/2022 compared to 43,284 pounds between 3/1/2021 and 12/31/2021 – a 33% increase	
	Targeted Priority Neighborhood Resident Number (unduplicated)	Actual Priority Neighborhood Resident Number (unduplicated)
Outcome Impact	Click here to enter text.	Click here to enter text.
Other Comments	Click here to enter text.	

Outcome Objective #3	Increase access to job training and career placement resources	
Outcome Measurement	Many job training classes were held by the Latino Academy for Workforce Development and a career fair sponsored by the Workforce Development Board of South Central Wisconsin in the Fall of 2022. These were attended by many local residents, including Fitchburg residents and provided vital training and job placement programs.	
	Targeted Priority Neighborhood Resident Number (unduplicated)	Actual Priority Neighborhood Resident Number (unduplicated)
Outcome Impact	Click here to enter text.	Click here to enter text.
Other Comments	Click here to enter text.	

8. Please provide a brief narrative of project outcomes and how the project helped advance the City of Fitchburg’s Healthy Neighborhoods Initiative (minimum 250 words, maximum 500 words, approximately):

Food Security is key to supporting a Healthy Neighborhood – when a person is hungry, they are driven to find food before doing anything else. During these times of recovery from a 3-year long pandemic and record high food inflation, many families are finding that food pantries are either a key way or a supplemental way to put food on the table. After over 900 days of providing curbside service, in September BPNN opened its expanded Pantry Store, allowing our guests to shop for the food they need and that their families will eat.

During the grant period, BPNN was able to both increase the number of meals provided (by 59%) and the amount of produce provided (by 33%) to Fitchburg residents – 83% of which live in the Priority Neighborhoods. Our focus in providing food is to provide as much healthy food as possible. Fresh produce is central to this effort. During 2022, we were able to partner with our local agencies (Second Harvest, Community Action Coalition, and Hunger Task Force), as well as working with local retailers, home and community gardens, and the Madison Area Food Pantry Gardens to provide a wide variety of fresh produce to our guests.

Beyond fighting hunger, BPNN strives to help end poverty. Our programs held in partnership with the Latino Academy for Workforce Development and the Workforce Development Board of South Central Wisconsin are helping Fitchburg residents acquire the skills they need to fill local jobs and to meet with local employers. While feeding the hungry has definite short-term impact, giving residents the skills they need to fill jobs and the contacts to find those jobs, can lift them out of poverty and help the City of Fitchburg have a strong workforce and self-sufficient residents.

9. Does the project for which Program funds were used consist of any future actions?:

Yes No

If you answered Yes, please explain: *Click here to enter text.*

10. Please provide any additional comments: Thank you for your generous donation allowing us to expand our services to many more Fitchburg residents, primarily living in the Priority Neighborhoods!

11. Please submit a final Personnel Activity Report (if applicable), for positions identified in the Personnel Expense Budget in the application (See separate reporting form.)
12. Please submit a total project invoice (1) for eligible Program costs, with receipts for all expenses. The project budget and line items thereof, as identified in the application, must be followed, with receipts submitted in accordance with said line items.

I, as the undersigned, have utilized *City of Fitchburg Healthy Neighborhoods Grant Program* funds in the manner identified on the application associated with this Funding Report Form. I do hereby verify that I have reviewed and completed this form, and submitted all information as required per said form, and that all information is correct, accurate, and true to the best of my knowledge and belief, with all information accessible to me.

I, as the undersigned, further understand that the City may require additional information, not identified herein, to supplement this form.

Signature: Tracy Burton
TRACY BURTON
Title: PANTRY DIRECTOR

Date: January 30, 2023

Healthy Neighborhoods Grant Program



2021 Funding Report Form

This Funding Report Form is designed to provide the City with feedback on the outcomes from use of Healthy Neighborhoods Grant Program funds. This form is to be completed by an applicant that has received a Program funding award, and submitted to the City within 30 days of completion of the project for which said funds were used. This form must be completed prior to funds being released to the organization.

Completed Funding Report Forms should be submitted via email to Wade Thompson, Community Development Planner, at wade.thompson@fitchburgwi.gov. Please include "2021 HN Grant Program Funding Report Form" in the email subject line. Hard copy, or scanned forms submitted via email, will not be accepted.

1. **Please identify the application number (to be provided by City staff):** *Click here to enter text.*

2. **Were the funds used in accordance with the project proposal as identified in the application?:**

Yes No

If you answered No, please explain: *Click here to enter text.*

3. **Were the funds used in accordance with the timeline as identified in the application?:**

Yes No

If you answered No, please explain: *Click here to enter text.*

4. **Were the funds used in the Priority Neighborhood as identified in the application?:**

Yes No

If you answered No, please explain: *Click here to enter text.*

5. **Please identify which grant focus area the project addressed (check all that apply):**

- Adult education/workforce development
- Food security
- Neighborhood/community-building and engagement
- Youth education
- Youth mentoring

6. Please identify the number of unduplicated individuals benefiting from use of Program funds:

a. Fitchburg Residents Within Priority Neighborhoods

- 511 *Children*: Aged 17 or younger;
- 800 *Adults*: Aged 18 or older;

b. Fitchburg Residents Outside Priority Neighborhoods

- Unknown *Children*: Aged 17 or younger;
- Unknown *Adults*: Aged 18 or older;

c. Non Fitchburg Residents

- 1,672 *Children*: Aged 17 or younger;
- 2,847 *Adults*: Aged 18 or older;

7. Please complete the following Project Outcome Objective, Measurement, and Impact tables:

Outcome Objective #1	Reduce food insecurity among Fitchburg households	
Outcome Measurement	Maintain 2020 levels of support to Fitchburg residents	
	Targeted Priority Neighborhood Resident Number (unduplicated)	Actual Priority Neighborhood Resident Number (unduplicated)
Outcome Impact	Unknown	1,311
Other Comments	In 2021, the BPNN food pantry provided food assistance to a cumulative total of 19,003 individuals from 5,484 households throughout Dane County. Though we saw a 8% decrease in attendance overall from 2020, our decrease in Fitchburg residents was only 5%. We were able to provide over 226,000 meals to Fitchburg households through the food pantry in 2021.	

Outcome Objective #2	Increase fresh produce available to pantry shoppers	
Outcome Measurement	Increase the amount of fresh produce available by 5% over 2020	
	Targeted Priority Neighborhood Resident Number (unduplicated)	Actual Priority Neighborhood Resident Number (unduplicated)
Outcome Impact	Unknown	1,311
Other Comments	In 2021, BPNN distributed 213,605 pounds of produce to 4,519 unique individuals, representing 25% increase in produce distributed in 2021 compared to 2020. We introduced a weekly farmers market style distribution throughout the growing season	

Outcome Objective #3	We did not have a third outcome objective	
Outcome Measurement	N/A	
	Targeted Priority Neighborhood Resident Number (unduplicated)	Actual Priority Neighborhood Resident Number (unduplicated)
Outcome Impact	N/A	N/A
Other Comments	N/A	

8. Please provide a brief narrative of project outcomes and how the project helped advance the City of Fitchburg’s Healthy Neighborhoods Initiative (minimum 250 words, maximum 500 words, approximately):

BPNN remains an all-volunteer organization and all funds contributed are used to end hunger and fight poverty locally. BPNN’s food pantry is one of the busiest in Dane County providing direct food assistance to households throughout the entire county, which included expanding to include all Fitchburg neighborhoods in 2020. In November 2020, BPNN’s board of directors voted to continue this expanded service area indefinitely. BPNN meets the emergency food needs of thousands of local residents annually, many of them senior citizens, disabled adults, and children. Cumulatively, Fitchburg household represented 29% of all individuals and 25% of all households served in 2021. The funds received through this proposal helped to purchase food for the BPNN food pantry, including a portion of the fresh produce purchases from retailers and growers

9. Does the project for which Program funds were used consist of any future actions?:

Yes No

If you answered Yes, please explain: *Click here to enter text.*

10. Please provide any additional comments: We appreciate the city of Fitchburg’s continued support in fulfilling our mission.

11. Please submit a final Personnel Activity Report (if applicable), for positions identified in the Personnel Expense Budget in the application (See separate reporting form.)

12. Please submit a total project invoice (1) for eligible Program costs, with receipts for all expenses. The project budget and line items thereof, as identified in the application, must be followed, with receipts submitted in accordance with said line items.

Healthy Neighborhoods
Grant Program



2021 Funding Report Form

This Funding Report Form is designed to provide the City with feedback on the outcomes from use of Healthy Neighborhoods Grant Program funds. This form is to be completed by an applicant that has received a Program funding award, and submitted to the City within 30 days of completion of the project for which said funds were used. This form must be completed prior to funds being released to the organization.

Completed Funding Report Forms should be submitted via email to Wade Thompson, Community Development Planner, at wade.thompson@fitchburgwi.gov. Please include "2021 HN Grant Program Funding Report Form" in the email subject line. Hard copy, or scanned forms submitted via email, will not be accepted.

1. Please identify the application number (to be provided by City staff): *Click here to enter text.*

2. Were the funds used in accordance with the project proposal as identified in the application?:

Yes No

If you answered No, please explain: *Click here to enter text.*

3. Were the funds used in accordance with the timeline as identified in the application?:

Yes No

If you answered No, please explain: *Click here to enter text.*

4. Were the funds used in the Priority Neighborhood as identified in the application?:

Yes No

If you answered No, please explain: *Click here to enter text.*

5. Please identify which grant focus area the project addressed (check all that apply):

- Arts and Culture
- Community and Economic Development
- Education
- Employment
- Environment
- Organizational Capacity-Building
- Senior
- Youth

Revised: 5/7/2020

6. Please identify the number of unduplicated individuals benefiting from use of Program funds:

a. Fitchburg Residents Within Priority Neighborhoods

- o 125 *Children*: Aged 17 or younger;
- o 250 *Adults*: Aged 18 or older;

b. Fitchburg Residents Outside Priority Neighborhoods

- o 50 *Children*: Aged 17 or younger;
- o 50 *Adults*: Aged 18 or older;

c. Non Fitchburg Residents

- o 60 *Children*: Aged 17 or younger;
- o 100 *Adults*: Aged 18 or older;

7. Please complete the following Project Outcome Objective, Measurement, and Impact tables:

Outcome Objective #1	Build raised beds in the Leopold Elementary vegetable garden.	
Outcome Measurement	Number of raised beds	
	Targeted Priority Neighborhood Resident Number (unduplicated)	Actual Priority Neighborhood Resident Number (unduplicated)
Outcome Impact	0	3
Other Comments	The Leopold Green Schoolyard Committee held 3 workdays to build 15 new cedar raised vegetable beds. We had volunteers from around Fitchburg and Madison come each workday to help build the raised beds.	

Outcome Objective #2	Measure the amount of produce we harvested throughout the growing season.	
Outcome Measurement	Pounds of produce	
	Targeted Priority Neighborhood Resident Number (unduplicated)	Actual Priority Neighborhood Resident Number (unduplicated)
Outcome Impact	0	0
Other Comments	The Leopold Green Schoolyard Committee harvested 625.89 pounds of produce from the vegetable garden in 2021. We grew herbs, tomatoes, kale, collard greens, eggplant, variety of peppers, green beans, variety of squash, corn, broccoli, beets, and carrots. The number is lower than the total because many Leopold neighbors came to the garden and took vegetables for themselves (which we encouraged). Tomatoes were especially popular during the week before we harvested.	

Outcome Objective #3	Distribute produce from the Leopold vegetable garden to people in the North Fish Hatchery neighborhood and Leopold School students and families.	
Outcome Measurement	Number of individuals/families receiving vegetables or visiting the garden.	
	Targeted Priority Neighborhood Resident Number (unduplicated)	Actual Priority Neighborhood Resident Number (unduplicated)
Outcome Impact	No target – we weren't sure what to expect	375
Other Comments	Over 20 weeks of harvesting and distributing produce from the vegetable garden, and teaching environmental education lessons to Leopold classrooms, we reached 1248 children and adults total. From that total, we reached 375 unduplicated individuals from the North Fish Hatchery Neighborhood. We distributed the food at the Leopold School food pantry, at Leopold Park LIFT events, and directly to Leopold School families.	

8. Please provide a brief narrative of project outcomes and how the project helped advance the City of Fitchburg's Healthy Neighborhoods Initiative (minimum 250 words, maximum 500 words, approximately):

The Leopold School garden revitalization project was a huge success thanks to the Leopold Green Schoolyard Committee (GSC) and the Fitchburg HNI grant. We recruited 30-40 volunteers (3 from the North Fish Hatchery [NFH] neighborhood) to help revitalize the garden and distributed vegetables to around 415 total families (duplicated) by the end of the harvest season. Our total produce yield for the season was 626 pounds of herbs, tomatoes, kale, collard greens, eggplant, variety of peppers, green beans, variety of squash, corn, broccoli, beets, and carrots. The individuals and yield don't include the countless visitors to the garden. Our garden went from a messy 10 garden beds on the ground to a clean 7 garden beds on the ground and 15 cedar raised beds. The wood beds were treated with a natural sealant so they should last around 20 years before needing to be replaced.

Throughout the project we were connecting with NFH neighborhood residents and with Leopold families (often the same crowd) at the garden. Passerby's asked questions about the new and improved garden, many came on their own time to pick tomatoes, and we reached individuals/families through Leopold Park events, the Leopold food pantry, and through direct donations to NFH families that attend Leopold School. We also reached out to parent groups at Leopold (the PFO, the Black Parents for Progress group) to align our work with the goals of the rest of the parents. Finally, the GSC connected the revitalized garden to Leopold classrooms (~70% of Leopold students are Fitchburg residents) with outdoor and environmental education lessons in Fall 2021.

Our garden revitalization project fell in line with the mission of Fitchburg's Healthy Neighborhoods Initiative. We invested in a school and community garden to improve access to healthy foods in a priority neighborhood, and engaged the community to continue to make the space safe, accessible, and driven by community needs and desires. Equity and diversity were a main focus of the project as we helped distribute vegetables to racially and socioeconomically diverse NFH residents. We also met HNI pillars like education, life skills healthy landscapes, and mobility through our work. As we continue to improve the garden at Leopold School, we'll be continuing a focus on sustainable practices and sustainable impact. We're hoping to recruit more NFH neighbors to work in the garden for future growing seasons,

and even develop a paid position so we don't have to rely on parent volunteers each year. While a few of our current volunteers with the GSC are committed long-term, we would like to create more sustainability for the garden and for the neighborhood by including a diversity of people planning and working in the garden.

9. Does the project for which Program funds were used consist of any future actions?:

Yes No

If you answered Yes, please explain: *Click here to enter text.*


10. Please provide any additional comments: *Click here to enter text.*

11. Please submit a final Personnel Activity Report (if applicable), for positions identified in the Personnel Expense Budget in the application (See separate reporting form.)

12. Please submit a total project invoice (1) for eligible Program costs, with receipts for all expenses. The project budget and line items thereof, as identified in the application, must be followed, with receipts submitted in accordance with said line items.

I, as the undersigned, have utilized *City of Fitchburg Healthy Neighborhoods Grant Program* funds in the manner identified on the application associated with this Funding Report Form. I do hereby verify that I have reviewed and completed this form, and submitted all information as required per said form, and that all information is correct, accurate, and true to the best of my knowledge and belief, with all information accessible to me.

I, as the undersigned, further understand that the City may require additional information, not identified herein, to supplement this form

Signature: 

Date: *Click here to enter a date.* 12/22/2021

Title: Abe Lenoch, Community Project Director

Healthy Neighborhoods Grant Program



2022 Funding Report Form

This Funding Report Form is designed to provide the City with feedback on the outcomes from use of Healthy Neighborhoods Grant Program funds. This form is to be completed by an applicant that has received a Program funding award, and submitted to the City within 30 days of completion of the project for which said funds were used. This form must be completed prior to funds being released to the organization.

Completed Funding Report Forms should be submitted via email to Deanna.Schmidt@fitchburgwi.gov and Brad.Sippel@fitchburgwi.gov. Please include "2022 HN Grant Program Funding Report Form" in the email subject line. Hard copy forms will not be accepted.

1. **Please identify the application number (to be provided by City staff):** Tri 4 Schools

2. **Were the funds used in accordance with the project proposal as identified in the application?:**

Yes No

If you answered No, please explain: *Click here to enter text.*

3. **Were the funds used in accordance with the timeline as identified in the application?:**

Yes No

If you answered No, please explain: *Click here to enter text.*

4. **Were the funds used in the Priority Neighborhood as identified in the application?:**

Yes No

If you answered No, please explain: *Click here to enter text.*

5. **Please identify which grant focus area the project addressed (check all that apply):**

- Adult education/workforce development
- Food security
- Neighborhood/community-building and engagement
- Youth education
- Youth mentoring

Revised: 5/7/2020

6. Please identify the number of unduplicated individuals benefiting from use of Program funds:

a. Fitchburg Residents Within Priority Neighborhoods

- o 124 (directly through program) 2248 (indirectly through donations to physical education department) *Children:* Aged 17 or younger;
- o *Click here to enter text.* *Adults:* Aged 18 or older;

Wright : 256 students
 Midvale: 410 students
 Lincoln: 414 students
 Glacier Edge: 522 students
 Leopold: 646 students

b. Fitchburg Residents Outside Priority Neighborhoods

- o 450 directly, ~2,200 indirectly *Children:* Aged 17 or younger;
- o *Click here to enter text.* *Adults:* Aged 18 or older;

c. Non Fitchburg Residents

- o 2,600 directly ~70,000 indirectly through donations to schools in Dane County *Children:* Aged 17 or younger;
- o *Click here to enter text.* *Adults:* Aged 18 or older;

***Tri 4 Schools directly serves kids through the Training Program. As a part of our mission, we donate 100% of entry fees to the participants’ schools’ physical education department to indirectly support their classmates. The numbers provided above for “Non Fitchburg Residents” represent all of Tri 4 Schools Training Teams in Dane County and the schools that participated.

7. Please complete the following Project Outcome Objective, Measurement, and Impact tables:

Outcome Objective #1	Help students develop confidence by learning to set goals and overcome challenges	
Outcome Measurement	Between the first and last practice, students complete a timed run and strength activities, so they can see the progress they have made over the course of the program. They also have the culminating goal event, where they can see the result of their efforts during the program practices.	
	Targeted Priority Neighborhood Resident Number (unduplicated)	Actual Priority Neighborhood Resident Number (unduplicated)
Outcome Impact	124 participants participated in the program and were able to complete the goal event! Students and coaches reported positive experiences and many completed other Tri 4 Schools events throughout the year.	124 participants from Priority Neighborhood, over 30% of our total number of training team participants
Other Comments	Students used goal sheets to set and track their goals throughout the program.	

Outcome Objective #2	Teach kids how to develop strong peer relationships through team building	
Outcome Measurement	Students complete a “name game” on the first practice, as well as the last practice to determine how many other students’ names they know, so they can see how many new friends and teammates they have made over the course of the program	
	Targeted Priority Neighborhood Resident Number (unduplicated)	Actual Priority Neighborhood Resident Number (unduplicated)
Outcome Impact	Students met with their teams twice per week and developed friendships with their teammates. The teams were able to meet at their designated area before each event and then started the race together.	124
Other Comments	Click here to enter text.	

Outcome Objective #3	Ensure that as many children as possible across our community have access to our program regardless of socioeconomic status	
Outcome Measurement	Our primary method of site selection and recruitment is using Title I data to ensure that schools that qualify for Title I funding make up at least 50% of our school-based Training Team sites. We will track the collection of demographic data and scholarship participation through program registration materials. Finally, our tiered fee structure allows for financial aid for any who needs it.	
	Targeted Priority Neighborhood Resident Number (unduplicated)	Actual Priority Neighborhood Resident Number (unduplicated)
Outcome Impact	Demographics- 6.9% multiracial, 3% other, 8.9% Asian/Pacific Islander, 10.9% Black/African American, 18.8% Latino, 51.5% white for full Training Team Program	In Priority Neighborhood the demographics consisted of: Asian/Pacific Islander: 3%, Black/African American: 10%, Caucasian/White: 44%, Hispanic/Latino: 35%, Multiracial: 6%, Other: 3%
Other Comments	Tri 4 Schools had 18 Spring Training Teams. Of the 18 teams, 12 were Title 1 Funded Schools. 4 of the 5 schools in the priority neighborhood schools are Title 1 Funded. Tri 4 Schools provided \$2625 in scholarships to ensure kids in the priority neighborhoods could participate. This means that \$2625 was donated back to their schools but they were not charged or paid a reduced fee to participate in the program.	

8. Please provide a brief narrative of project outcomes and how the project helped advance the City of Fitchburg’s Healthy Neighborhoods Initiative (minimum 250 words, maximum 500 words, approximately):

Tri 4 Schools is committed to empowering kids to be happy, healthy, and confident through our multisport events and programs. We are not trying to create the next generation of professional athletes. We are trying to create the next generation of kids that choose an active lifestyle every day. Our Training Team provides kids with the skills needed to succeed inside and outside of the classroom. The kids that have participated in our programs learn team building, goal setting, improve their work ethic and confidence. The 2022 Training Teams were a huge success and Tri 4 Schools believes we achieved all the

goals/outcomes we set forth at the beginning of the year. The Training Team program helped 124 students in the Priority Neighborhoods develop these skills and showed them that they can overcome challenges!

Tri 4 Schools provided an equitable opportunity for kids to participate in a fun and safe program to be healthy and active through offering over \$2600 in scholarships, over \$1,000 in equipment, and transportation to swim practices and events. This was the most diverse program Tri 4 Schools has hosted since its inception in 2015, with white/Caucasian being less than 50%. The program is sustainable, and Tri 4 Schools will have over 20 teams participate in our program next year. 4 of the 5 Priority Neighborhood schools have committed to return in 2023. The entry fees that are donated back to the students' schools allow physical education teachers to purchase new equipment and serve all students in the school for years to come.

9. Does the project for which Program funds were used consist of any future actions?:

Yes No

If you answered Yes, please explain: Tri 4 Schools Training Teams are a yearly program that supports ~600 kids directly and thousands of kids indirectly each spring.

10. Please provide any additional comments: Tri 4 Schools is seeking reimbursement for the scholarships that were awarded to the kids in the priority neighborhood. This was anticipated income that was not collected as initially planned due to a higher financial need. We still donated that money back to schools.

11. Please submit a final Personnel Activity Report (if applicable), for positions identified in the Personnel Expense Budget in the application (Attached)

12. Please submit a total project invoice (1) for eligible Program costs, with receipts for all expenses. The project budget and line items thereof, as identified in the application, must be followed, with receipts submitted in accordance with said line items. (Attached)

I, as the undersigned, have utilized *City of Fitchburg Healthy Neighborhoods Grant Program* funds in the manner identified on the application associated with this Funding Report Form. I do hereby verify that I have reviewed and completed this form, and submitted all information as required per said form, and that all information is correct, accurate, and true to the best of my knowledge and belief, with all information accessible to me.

I, as the undersigned, further understand that the City may require additional information, not identified herein, to supplement this form.

Signature:  Date: 12/9/2022

Title: Executive Director

Healthy Neighborhoods
Grant Program



2022 Funding Report
Form

This Funding Report Form is designed to provide the City with feedback on the outcomes from use of Healthy Neighborhoods Grant Program funds. This form is to be completed by an applicant that has received a Program funding award, and submitted to the City within 30 days of completion of the project for which said funds were used. This form must be completed prior to funds being released to the organization.

Completed Funding Report Forms should be submitted via email to Wade Thompson, Community Development Planner, at wade.thompson@fitchburgwi.gov. Please include "2022 HN Grant Program Funding Report Form" in the email subject line. Hard copy forms will not be accepted.

1.

Please identify the application number (to be provided by City staff): *Fitchburg City Application*

Form_202201251244360786

2. Were the funds used in accordance with the project proposal as identified in the application?:

Yes No

If you answered No, please explain: *Click here to enter text.*

3. Were the funds used in accordance with the timeline as identified in the application?:

Yes No

If you answered No, please explain: *Click here to enter text.*

4. Were the funds used in the Priority Neighborhood as identified in the application?:

Yes No

If you answered No, please explain: *Click here to enter text.*

5. Please identify which grant focus area the project addressed (check all that apply):

- Adult education/workforce development
- Food security
- Neighborhood/community-building and engagement
- Youth education
- Youth mentoring

6. Please identify the number of unduplicated individuals benefiting from use of Program funds:

a. Fitchburg Residents Within Priority Neighborhoods

- o 683, estimated from the 2020 census blocks within walking distance of Leopold Elementary and within the City of Fitchburg. Of those, approximately 300 attend Leopold Elementary School. **Children: Aged 17 or younger;**
- o 1800, estimated from the 2020 census blocks within walking distance of Leopold Elementary and within the City of Fitchburg. **Adults: Aged 18 or older;**

b. Fitchburg Residents Outside Priority Neighborhoods

- o Approximately 100 additional children from the City of Fitchburg, outside the priority area, attend Leopold Elementary. **Children: Aged 17 or younger;**
- o Approximately 150 additional adults, who are parents of children who attend Leopold Elementary but live outside the priority neighborhood. **Adults: Aged 18 or older;**

c. Non Fitchburg Residents

- o Approximately 175 children from the City of Madison attend Leopold Elementary. **Children: Aged 17 or younger;**
- o Approximately 260 additional adults, who are parents of the children who attend Leopold Elementary but live in the City of Madison. **Adults: Aged 18 or older;**

7. Please complete the following Project Outcome Objective, Measurement, and Impact tables:

Outcome Objective #1	Developed curriculum that is delivered to Aldo Leopold Elementary classrooms, represented by at least 50 classroom visits to learn in the garden (about 1 visit per classroom for each semester).	
Outcome Measurement	Curriculum development and delivery, we will partner with AmeriCorps Farm to School (F2S) Program to support an outdoor educator to develop and deliver garden-based curriculum in the spring, summer, and fall semesters for the 2022-2023 school year. To improve garden-based learning, we will purchase a message board/white board, make plant signs, and purchase educational materials needed to optimize delivery of the curriculum (trowels, gloves, paper, writing instruments, etc).	
	Targeted Priority Neighborhood Resident Number (unduplicated)	Actual Priority Neighborhood Resident Number (unduplicated)
Outcome Impact	451 students predominantly from the North Fish Hatchery neighborhood	Leopold Elementary serves ~400 Fitchburg residents in the 2022-2023 school year.

Other Comments	The 451 estimate came from the 2021-2022 school roster. We have only estimated numbers so far for the 2022 - 2023 school year.
-----------------------	--

Outcome Objective #2	Compost program initiated by Fall 2022, represented by 3 large compost bins installed in the garden, and materials distributed to classrooms for collecting food waste.	
Outcome Measurement	We will build three 4 x 4 x 4 compost bins, replacing our current yard waste pile, that can hold the garden compost as well as food waste from the school. In addition, we plan to roll out a food waste collection program at the school that can capture food waste from classrooms that can be added to the outdoor compost bins. In this way, the compost needed to feed the garden can be sustainably gathered from the waste of the school and we can divert food waste from the Dane County landfill. To accomplish this program, we will need to purchase 5-gallon buckets with lids for collecting food waste in classrooms, and identify a system for collecting and emptying the food waste into the compost bins. We also plan to provide educational material for teachers to incorporate composting into their science curriculum.	
	Targeted Priority Neighborhood Resident Number (unduplicated)	Actual Priority Neighborhood Resident Number (unduplicated)
Outcome Impact	The garden is available for all neighbors and Aldo Leopold Elementary community members.	The garden is available for all neighbors. We estimate that 2,483 residents of the high priority North Fish Hatchery Neighborhood live within walking distance of the school garden.
Other Comments		

Outcome Objective #3	Food production from the vegetable garden that is planted in the spring, harvested in early fall, and put to rest in late fall by the students. We will again record produce donated to the community through events and the food pantry and will track visits to the garden by classrooms. The goal is to produce more produce than last year (>625 lbs).	
Outcome Measurement	We will build two additional raised cedar beds, purchase trellising supplies, and additional soil and compost to refresh the garden beds. In addition, we will be getting seeds and plants donated, but may need to purchase some popular varieties (such as mustard greens and collards) to include in the garden. The goal is to produce more produce than last year (>625 lbs).	
	Targeted Priority Neighborhood Resident Number (unduplicated)	Actual Priority Neighborhood Resident Number (unduplicated)
Outcome Impact	We planned to measure and weigh product, and use the food pantry at Leopold Elementary to measure distribution. Last	Due to staffing shortages at the school, the food pantry was not operational over much of the summer. Instead, produce

	<p>year, we distributed ~625 lbs of product through this mechanism.</p>	<p>was harvested and donated at several locations, and the community was encouraged to harvest whatever they wanted. While we only quantified 240 lbs donated because of the temporary closure mentioned above, we suspect the garden was more productive than last year. Very little produce was seen rotting on the plants and community members were regularly seen harvesting when committee members came to tend the garden. Thus, we suspect that <u>we did</u> provide more harvestable pounds than the year before and have qualitative evidence that the garden is becoming an essential part of the community.</p>
<p>Other Comments</p>		

8. Please provide a brief narrative of project outcomes and how the project helped advance the City of Fitchburg’s Healthy Neighborhoods Initiative (minimum 250 words, maximum 500 words, approximately):

With project #1 we were able to add an AmeriCorp Farm to School volunteer through a partnership with MG&E. This along with the lesson plans created by UW’s Community Environmental Scholars Program we can create a more structured garden class program for the students and teachers with a more flexible schedule to meet the needs of the students. We also were able to add classroom growing supplies for the students. Spring of 2022 had 4th and 5th graders planting, caring for and transplanting seedlings into the garden for the 1st time since the beginning of the pandemic.

Project #2 saw an install of seven 4x4x4 compost bins for the school garden and instructional signage for the composting system in English, Spanish, and Pictures. We used the compost bins to store the garden waste while having the students put the beds to rest of the winter. In addition, we initiated a pilot program with one classroom teacher who works with about thirty five students to capture food waste. With just this one classroom, they students measured 45 lbs saved from the landfill. To continue to expand the program, we have partnered with Sustain Dane to introduce a schoolwide compost program. This will help to encourage more composting by the students in all grades and decrease the average waste of students at Leopold, which is currently about 0.3 lbs. per student. The school garden compost program is both educational through development of curriculum and hands-on learning, and functional through garden waste and community waste composting, which has already begun via word of mouth.

Project #3 saw the garden infrastructure expand for increased production. Though the total harvest numbers were lower this year (240lb donated to the school food pantry or to the students who harvested during summer school) there was an increase in community engagement with the garden and self-harvesting by many of our neighbors in the North Fish Hatchery neighborhood.

The most direct impact of the school garden is the school community. The school is 4K - 5th grade and serves approximately 400 students predominantly from the North Fish Hatchery neighborhood (60%), with an overall student body of about 675 students. The continued success of the garden and our engagement with school

events have seen an increase in community involvement with the garden and an increase of community activity and awareness of how we can each improve our surroundings. The school community garden will always be accessible to the public and is a place for the community to gather, engage with one another organically and improve social cohesion. A space that was once ignored and littered in, is now flourishing, and serving as a place to educate, grow, and enjoy. The garden serves also as a green space for a neighborhood that has been underserved in this realm for many years.

With the introduction of the compost program and increased garden classes students are taking an interest in their environmental impact and health and how they can own it. During snacks when there is a choice between fresh fruit/veggie and prepackaged manufactured food, kids are choosing the 1st. The neighborhood of North Fish Hatchery Road has an estimated 24% of the population living below poverty level and over a third of households receiving food share benefits. They know that the school garden is another source for them to improve their nutritional intake. Students of Leopold and their families have a place to find healthy foods that match their cultural cuisines.

9. Does the project for which Program funds were used consist of any future actions?:

Yes No

10. Please provide any additional comments: [Click here to enter text.](#)

11. Please submit a final Personnel Activity Report (if applicable), for positions identified in the Personnel Expense Budget in the application (See separate reporting form.)

12. Please submit a total project invoice (1) for eligible Program costs, with receipts for all expenses. The project budget and line items thereof, as identified in the application, must be followed, with receipts submitted in accordance with said line items.

I, as the undersigned, have utilized *City of Fitchburg Healthy Neighborhoods Grant Program* funds in the manner identified on the application associated with this Funding Report Form. I do hereby verify that I have reviewed and completed this form, and submitted all information as required per said form, and that all information is correct, accurate, and true to the best of my knowledge and belief, with all information accessible to me.

I, as the undersigned, further understand that the City may require additional information, not identified herein, to supplement this form.

Signature:  Date: 1/30/2023

Title: **PFO Vice President And Community Head for Leopold Green Schoolyard Project**

Healthy Neighborhoods Grant Program



2022 Funding Report Form

This Funding Report Form is designed to provide the City with feedback on the outcomes from use of Healthy Neighborhoods Grant Program funds. This form is to be completed by an applicant that has received a Program funding award, and submitted to the City within 30 days of completion of the project for which said funds were used. This form must be completed prior to funds being released to the organization.

Completed Funding Report Forms should be submitted via email to Deanna.Schmidt@fitchburgwi.gov and Brad.Sippel@fitchburgwi.gov Please include “2022 HN Grant Program Funding Report Form” in the email subject line. Hard copy forms will not be accepted.

1. **Please identify the application number (to be provided by City staff):** *Click here to enter text.*

2. **Were the funds used in accordance with the project proposal as identified in the application?:**

Yes No

If you answered No, please explain: *Click here to enter text.*

3. **Were the funds used in accordance with the timeline as identified in the application?:**

Yes No

If you answered No, please explain: *Click here to enter text.*

4. **Were the funds used in the Priority Neighborhood as identified in the application?:**

Yes No

If you answered No, please explain: *Click here to enter text.*

5. **Please identify which grant focus area the project addressed (check all that apply):**

- Adult education/workforce development**
- Food security
- Neighborhood/community-building and engagement
- Youth education
- Youth mentoring

6. Please identify the number of unduplicated individuals benefiting from use of Program funds:

a. Fitchburg Residents Within Priority Neighborhoods

- o **0**. Children: Aged 17 or younger;
- o **101**. Adults: Aged 18 or older;

b. Fitchburg Residents Outside Priority Neighborhoods

- o **0** Children: Aged 17 or younger;
- o **0** Adults: Aged 18 or older;

c. Non Fitchburg Residents

- o *Click here to enter text.* Children: Aged 17 or younger;
- o **743** Adults: Aged 18 or older;

7. Please complete the following Project Outcome Objective, Measurement, and Impact tables:

Outcome Objective #1	We anticipate that 80% of our Transportation Academy graduates will complete the CDL license requirements. We will also monitor job placement data for graduates with a target placement rate of 75%. We anticipate 75% of IT Apprenticeship program (the Digital Skills for the Workplace) participants will improve their job readiness skills.	
Outcome Measurement	Maintaining or improving employment situation is defined as meeting at least one of the following: 1) obtainment of a new job 2) increased wages 3) increased hours of work 4) increased workplace responsibilities.	
	Targeted Priority Neighborhood Resident Number (unduplicated)	Actual Priority Neighborhood Resident Number (unduplicated)
Outcome Impact	Overall, we anticipated serving 60 Fitchburg residents, mainly from the North Fish Hatchery Priority neighborhood. This outcome directly relates to boosting the students' competitiveness in the job market, and boosting the City of Fitchburg's economic well being.	Overall, we served 101 Fitchburg adult residents and 743 non-Fitchburg residents (Please note that individuals who were non Fitchburg Residents did not benefit from these funds). Of those Fitchburg residents served, all were in the North Fish Hatchery Priority neighborhood. Digital Skills for the Workplace classes included CDL Digital skills, Digital accelerators for parents and for employment, Google Sheets, Google Certificates, ESL virtual classes, Bilingual Construction Training, the Bilingual Manufacturing Training and GED virtual classes. ESL, GED, Construction and Manufacturing classes included job readiness and digital skills training. Students in these classes/trainings reported

		maintaining or improving employment situation through an end of program survey.
Other Comments	<p>After a number of months, the Latino Academy became an authorized Trainer Provider by the Federal Motor Carrier Safety Administration. Now the Latino Academy can continue providing the CDL training. We are currently offering CDL class B training. Here is more about the FMCSA's Entry Level Driver Training (ELDT) regulations: The new regulations set the baseline for training requirements for entry-level drivers. This applies to those seeking to: Obtain a Class A or Class B CDL for the first time; Upgrade an existing Class B CDL to a Class A CDL; or Obtain a school bus (S), passenger (P), or hazardous materials (H) endorsement for the first time. The ELDT regulations are not retroactive; individuals who were issued a CDL or an S, P, or H endorsement prior to February 7, 2022 are not required to complete training for the respective CDL or endorsement. If an applicant who obtained a CLP prior to February 7, 2022, and obtains a CDL before the CLP or renewed CLP expires, the applicant is not subject to the ELDT requirements. Any individual who meets one of the exceptions for taking a skills test in 49 CFR Part 383 is also exempt from the ELDT requirements. The Latino Academy has adapted the ELDT JJKeller Training curriculum to successfully comply with the new federal regulations. As part of the work with JJKeller, our CDL instructor became a certified ELDT JJKeller instructor. Because of the new regulations, students are required to demonstrate at least 80% in the Entry Level Driver Training in order for them to be able to do the behind the wheel test. Because of the new regulations and to comply with the ELDT JJKeller curriculum we can only teach three to four students at once. 1 instructor for 3-4 students. Students now train a total of 120 hours. Training takes place Monday to Friday from 8 am to 12 pm or 1 pm to 5 pm depending on the cohort.</p>	

Outcome Objective #2	We project that a minimum of 75% of program participants will improve their job readiness skills as measured by these methods.	
Outcome Measurement	This is measured through entrance and exit surveys. During class registration, the student completes a digital skills assessment as part of the survey. This establishes the students starting level of digital literacy. At the end of the program, the student will complete the same assessment to compare and measure improvement.	
	Targeted Priority Neighborhood Resident Number (unduplicated)	Actual Priority Neighborhood Resident Number (unduplicated)
Outcome Impact	100% of students in the Digital Skills for the Workplace program improved their job readiness as they all create or update their resumes, practice interview skills, and learn how to navigate online employment networking websites. Transportation Academy participants improved their job readiness as they meet employers and gain hands-on skills used in the CDL industry.	101 of 101 (100%) of students in Priority Neighborhoods improved their job readiness.
Other Comments	Latino Academy digital and transportation training courses are multifaceted and create multiple opportunities for students to improve their job readiness. Students create or update their resume, practice online and in-person interview skills, practice google drive and other online tools, and learn how to use interfaces such as spreadsheets to organize and plan	

	work. Every single student who participated in employment training created a resume, and some students even practiced writing letters to negotiate salaries and benefits. All in all, students have many opportunities to improve their personal economy, while helping to foment community growth and wellbeing. The Google Certificates were very popular among our students. We will continue offering those throughout 2023.	
Outcome Objective #3	Click here to enter text.	
Outcome Measurement	Click here to enter text.	
	Targeted Priority Neighborhood Resident Number (unduplicated)	Actual Priority Neighborhood Resident Number (unduplicated)
Outcome Impact	Click here to enter text.	Click here to enter text.
Other Comments	Click here to enter text.	

8. Please provide a brief narrative of project outcomes and how the project helped advance the City of Fitchburg’s Healthy Neighborhoods Initiative (minimum 250 words, maximum 500 words, approximately):

The Latino Academy’s involvement in the Fitchburg Healthy Neighborhood Initiative is hinged on creating sustainable personal development that will create better economic wellbeing for families in priority neighborhoods. By improving job readiness and digital skills in participants, our students then have better opportunities for employment, creating better economic conditions at home and in the community. Job skills are life skills, by fomenting job skill readiness such as digital skills, interview preparedness, and connections with employers, students are really gaining life skills-- the fruits of which bring quality of life in all areas, not just employment. The pillars of education and life skills are crucial to the work we are doing, and translate to expanded opportunities and expanded diversity in priority neighborhoods. New partnership opportunities with employers such as Promega, Certco, Inc. Platon, Sub-Zero, General Beverage will help support our participants' employment opportunities. Our new partnership with the Badger Prairie Needs Network helps to further the work of the Latino Academy so food pantry participants can receive the employment opportunities that would help them advance financially.

The Latino Academy continues growing. Your support has helped continuing to increase the number of participants we serve in the Fitchburg Priority Neighborhoods. This is just an example of the commitment and hard work of the Latino Academy’s students. Our students continue to succeed in accomplishing their employment goals.

9. Does the project for which Program funds were used consist of any future actions?:

Yes No

If you answered Yes, please explain: We are very grateful since this grant helped the Latino Academy expand more to the community in Fitchburg.

Because of your funding we have been able to start the work on the Regional Transportation Training Center.

Here is more information about this:

Trucking Workforce Opportunity

Wisconsin is experiencing a shortage of truck drivers and like so many other professions, an aging workforce; the median age of a private fleet driver is 57 years old. At the same time, the trucking profession is the second highest projected job for future employment with annual projected job openings at 6,590. Workforce data for 16 different occupations include the CDL as a necessary skill. Additionally, regional economies depend on ready access to trucking transportation for their goods and services and approximately 95% of all manufactured tonnage travels by truck. While larger companies may be able to train their own fleet drivers, it is primarily small, locally owned Wisconsin businesses whose small staff size make it especially difficult to find and recruit qualified trucking professionals. Small and medium sized businesses are the heart of Wisconsin's economy.

The Regional Transportation Training Center (RTTC) Solution

A coalition of transportation, workforce and education partners are working together to address Wisconsin's truck driver shortage by reaching more Latino Wisconsinites, the state's fastest growing population, as well as other underrepresented populations in the trucking industry. The RTTC will address two of Wisconsin's biggest challenges: Workforce Development and Supply Chain. The RTTC will attract a new population of Commercial Truck Drivers (CDL) candidates in the first three years using the Latino Academy's successful education and workforce training model, which has served over 10,000 Wisconsinites since 2011 in education, manufacturing, warehouse, hospitality and CDL. CDL enrollments have doubled every year since starting in 2016. The Latino Academy offers two different CDL pathways: one for reskilling/upskilling adult workers, and the second pathway for young adults aged 18-24.

10. **Please provide any additional comments:** All the Latino Academy Digital classes continue being online to make it more accessible to program participants. We have a Chrome Book lending library for students who need computer access. We are in conversations with the Fitchburg library for us to partner with activities that would bring more participants to the Fitchburg library.
11. **Please submit a final Personnel Activity Report (if applicable), for positions identified in the Personnel Expense Budget in the application (See separate reporting form.)**
12. **Please submit a total project invoice (1) for eligible Program costs, with receipts for all expenses. The project budget and line items thereof, as identified in the application, must be followed, with receipts submitted in accordance with said line items.**

I, as the undersigned, have utilized *City of Fitchburg Healthy Neighborhoods Grant Program* funds in the manner identified on the application associated with this Funding Report Form. I do hereby verify that I have reviewed and completed this form, and submitted all information as required per said form, and that all information is correct, accurate, and true to the best of my knowledge and belief, with all information accessible to me.

I, as the undersigned, further understand that the City may require additional information, not identified herein, to supplement this form.

Signature: Baltazar De Anda Santana

Date: 1/30/23

Title: Executive Director

Healthy Neighborhoods Grant Program



2021 Funding Report Form

This Funding Report Form is designed to provide the City with feedback on the outcomes from use of Healthy Neighborhoods Grant Program funds. This form is to be completed by an applicant that has received a Program funding award, and submitted to the City within 30 days of completion of the project for which said funds were used. This form must be completed prior to funds being released to the organization.

Completed Funding Report Forms should be submitted via email to Wade Thompson, Community Development Planner, at wade.thompson@fitchburgwi.gov. Please include "2021 HN Grant Program Funding Report Form" in the email subject line. Hard copy, or scanned forms submitted via email, will not be accepted.

1. **Please identify the application number (to be provided by City staff):** *Click here to enter text.*

2. **Were the funds used in accordance with the project proposal as identified in the application?:**

Yes (Yes) **No**

If you answered No, please explain: *Click here to enter text.*

3. **Were the funds used in accordance with the timeline as identified in the application?:**

Yes (Yes) **No**

If you answered No, please explain: *Click here to enter text.*

4. **Were the funds used in the Priority Neighborhood as identified in the application?:**

Yes (Yes) **No**

If you answered No, please explain: *Click here to enter text.*

5. **Please identify which grant focus area the project addressed (check all that apply):**

- Adult education/workforce development**
- Food security
- Neighborhood/community-building and engagement
- Youth education
- Youth mentoring

6. Please identify the number of unduplicated individuals benefiting from use of Program funds:

a. Fitchburg Residents Within Priority Neighborhoods

0 Children: Aged 17 or younger;

120 Adults: Aged 18 or older;

b. Fitchburg Residents Outside Priority Neighborhoods

0 Children: Aged 17 or younger;

0 Adults: Aged 18 or older;

c. Non Fitchburg Residents

0 *Click here to enter text.* Children: Aged 17 or younger;

846 Adults: Aged 18 or older; (These individuals did not benefit from Fitchburg Program Funds)

7. Please complete the following Project Outcome Objective, Measurement, and Impact tables:

Outcome Objective #1	55% of the individuals in the Transportation Academy and Digital Skills programs experience advancement in their current employment status.	
Outcome Measurement	Maintaining or improving employment situation is defined as meeting at least one of the following: 1) obtainment of a new job 2) increased wages 3)increased hours of work 4) increased workplace responsibilities.	
	Targeted Priority Neighborhood Resident Number (unduplicated)	Actual Priority Neighborhood Resident Number (unduplicated)
Outcome Impact	Overall, we anticipate serving 60 Fitchburg residents, mainly from the North Fish Hatchery Priority neighborhood. Outcomes include 55% of students experiencing advancement in their current employment status. This outcome directly relates to boosting the students' competitiveness in the job market, and boosting the City of Fitchburg's economic well being.	Overall, we served 120 Fitchburg adult residents and 846 non Fitchburg residents (Please note that individuals who were non Fitchburg Residents did not benefit from these funds). Of those Fitchburg residents served, all were in the North Fish Hatchery Priority neighborhood. Digital skills classes included CDL Digital skills, Digital accelerators for parents and for employment, ESL virtual classes, Bilingual Construction Training, the Bilingual Manufacturing Training and GED virtual classes. ESL, GED, Construction and Manufacturing classes included job readiness and digital skills training. Out of the 120 served, 83 (69%) maintained or improved employment status.
Other Comments	One of the biggest challenges has been and continues to be adapting to the needs imposed by the pandemic, but despite this, very often, desperate situation of many of our	

	students, they have continued with their classes. They have been the driving force for all our program development during this semester. We pivoted our trainings and adapted to regulations established by the Public Health Department and continued to provide information about the COVID vaccine to our participants. For example, for CDL driving practice students are meeting with the instructor 1:2 and not in groups of four. CDL driving practice has been affected tremendously and it is increasing our waiting list of students that need to practice behind the wheel in order to get their license.
--	--

Outcome Objective #2	75% of students in the Digital Skills pilot program will improve their job readiness.	
Outcome Measurement	This is measured through entrance and exit surveys. During class registration, the student completes a digital skills assessment as part of the survey. This establishes the students starting level of digital literacy. At the end of the program, the student will complete the same assessment to compare and measure improvement.	
	Targeted Priority Neighborhood Resident Number (unduplicated)	Actual Priority Neighborhood Resident Number (unduplicated)
Outcome Impact	100% of students in the Digital Accelerator and Employment trainings improved their job readiness as they all create or update their resumes, practice interview skills, and learn how to navigate online employment networking websites. Students in the CDL classes improve their job readiness as they meet employers and gain hands-on skills used in the CDL industry.	120 of 120 (100%) of students in Priority Neighborhoods improved their job readiness.
Other Comments	Latino Academy digital accelerator and employment training courses are multifaceted and create multiple opportunities for students to improve their job readiness. Students create or update their resume, practice online and in-person interview skills, practice google drive and other online tools, and learn how to use interfaces such as spreadsheets to organize and plan work. Every single student who participated in employment training created a resume, and some students even practiced writing letters to negotiate salaries and benefits. All in all, students have many opportunities to improve their personal economy, while helping to foment community growth and wellbeing.	

Outcome Objective #3	Click here to enter text.	
Outcome Measurement	Click here to enter text.	
	Targeted Priority Neighborhood Resident Number (unduplicated)	Actual Priority Neighborhood Resident Number (unduplicated)
Outcome Impact	Click here to enter text.	Click here to enter text.

Other Comments	Click here to enter text.
-----------------------	---------------------------

8. Please provide a brief narrative of project outcomes and how the project helped advance the City of Fitchburg’s Healthy Neighborhoods Initiative (minimum 250 words, maximum 500 words, approximately):

The Latino Academy’s involvement in the Fitchburg Healthy Neighborhood Initiative is hinged on creating sustainable personal development that will create better economic wellbeing for families in priority neighborhoods. By improving job readiness and digital skills in participants, our students then have better opportunities for employment, creating better economic conditions at home and in the community. Job skills are life skills, by fomenting job skill readiness such as digital skills, interview preparedness, and connections with employers, students are really gaining life skills-- the fruits of which bring quality of life in all areas, not just employment. The pillars of education and life skills are crucial to the work we are doing, and translate to expanded opportunities and expanded diversity in priority neighborhoods. New partnership opportunities with employers such as Promega, Certco, Inc. Platon, Sub-Zero, General Beverage will help support our participants' employment opportunities. Our new partnership with the Badger Prairie Needs Network helps to further the work of the Latino Academy so food pantry participants can receive the employment opportunities that would help them advance financially.

The Latino Academy continues growing. Your support has helped increase the number of participants we serve in the Fitchburg Priority Neighborhoods, which this year has increased from 66 last year to 120. It is important to mention that out of the 120 served, 83 (69%) maintained or improved employment status. This is just an example of the commitment and hard work of the Latino Academy’s students. Our students continue to succeed in accomplishing their employment goals. With these results, our students and the whole city of Fitchburg benefit.

9. Does the project for which Program funds were used consist of any future actions?:

Yes (Yes) No

If you answered Yes, please explain: We are very grateful since this grant helped the Latino Academy expand more to the community in Fitchburg. At the same time we were able to establish new partnerships in the City of Fitchburg. We are exploring a partnership with Platon and trying to find different ways for mutual collaborations. Plus, Certco, Inc. also became our partner last year. Certco supported our Fast Forward grant that was awarded and is committed to supporting our participants with employment opportunities. Through our new Bilingual Manufacturing Training we started a new partnership with Sub-Zero. Additionally, we have partnered with the Badger Prairie Needs Network to provide our services to their food pantry participants. In 2021 we received funding from the Hispanic Federation to help with technology equipment.

10. Please provide any additional comments: In 2020, the Latino Academy partnered with the Latino Consortium for Action to lead the distribution (Together with Centro Hispano, UNIDOS and the Latino Chamber of Commerce) of over \$1.8 million in relief checks to Latinos who lost their jobs due to the pandemic but were unable to access unemployment benefits. This work is far from over, in 2021 we

continued distributing funds to our Latino families. In 2021 the Latino Academy (and other Latino organizations members of the Latino Consortium for Action) distributed a total of \$450,000 in financial aid to individuals who were not able to apply for unemployment or get federal assistance.

11. Please submit a final Personnel Activity Report (if applicable), for positions identified in the Personnel Expense Budget in the application (See separate reporting form.)

12. Please submit a total project invoice (1) for eligible Program costs, with receipts for all expenses. The project budget and line items thereof, as identified in the application, must be followed, with receipts submitted in accordance with said line items.

I, as the undersigned, have utilized *City of Fitchburg Healthy Neighborhoods Grant Program* funds in the manner identified on the application associated with this Funding Report Form. I do hereby verify that I have reviewed and completed this form, and submitted all information as required per said form, and that all information is correct, accurate, and true to the best of my knowledge and belief, with all information accessible to me.

I, as the undersigned, further understand that the City may require additional information, not identified herein, to supplement this form.

Signature: Baltazar De Anda Santana Date: 1/18/22 [Click here to enter a date.](#)

Title: **Executive Director**

Healthy Neighborhoods Grant Program



2022 Funding Report Form

This Funding Report Form is designed to provide the City with feedback on the outcomes from use of Healthy Neighborhoods Grant Program funds. This form is to be completed by an applicant that has received a Program funding award, and submitted to the City within 30 days of completion of the project for which said funds were used. This form must be completed prior to funds being released to the organization.

Completed Funding Report Forms should be submitted via email to Deanna.Schmidt@fitchburgwi.gov and Brad.Sippel@fitchburgwi.gov. Please include "2022 HN Grant Program Funding Report Form" in the email subject line. Hard copy forms will not be accepted.

1. **Please identify the application number (to be provided by City staff):** *Click here to enter text.*

2. **Were the funds used in accordance with the project proposal as identified in the application?:**

Yes No

If you answered No, please explain: *Click here to enter text.*

3. **Were the funds used in accordance with the timeline as identified in the application?:**

Yes No

If you answered No, please explain: *Click here to enter text.*

4. **Were the funds used in the Priority Neighborhood as identified in the application?:**

Yes No

If you answered No, please explain: *Click here to enter text.*

5. **Please identify which grant focus area the project addressed (check all that apply):**

- Adult education/workforce development
- Food security
- Neighborhood/community-building and engagement
- Youth education
- Youth mentoring

6. Please identify the number of unduplicated individuals benefiting from use of Program funds:

a. Fitchburg Residents Within Priority Neighborhoods

- **47 Children (40 in Matches, 7 on waitlist):** Aged 17 or younger;
- **N/A Adults:** Aged 18 or older;

b. Fitchburg Residents Outside Priority Neighborhoods

- **Zip Code 53713 – 77 Children:** Aged 17 or younger
- **Zip Code 53711 – 63 Children:** Aged 17 or younger
- **Zip Code 53719 – 24 Children:** Aged 17 or younger
 - *NOTE: The children served from these zip codes are not necessarily all living in Fitchburg. Unfortunately, our program database defaults to marking the addresses of many Fitchburg families as living in Madison, based on their zip code, so we are unable to pull a report by city and see all the Fitchburg families. However, we know that in the zip codes listed here, the majority of the enrolled Littles live south of the beltline and are on the borders of Madison and Fitchburg. So while these are not exact numbers for youth in Fitchburg, they are reflective of participation within the area of interest. These numbers include the Priority Neighborhood youth and are not in addition to the 47 youth listed above.*
- **N/A Adults:** Aged 18 or older

c. Non Fitchburg Residents

- **473 Children:** Aged 17 or younger
 - *NOTE: This is total number of youth served by our program in 2022, NOT total youth served directly by this grant. It includes the 47 youth in the Priority Neighborhoods and the youth listed out with the Fitchburg zip codes.*
- **527 Adults:** Aged 18 or older;
 - *NOTE: This is the total number of adults in Dane County who are volunteering in our program as mentors.*

7. Please complete the following Project Outcome Objective, Measurement, and Impact tables:

Outcome Objective #1	Strengthen the connection between 40 PN youth and their mentors through Match engagement offerings.	
Outcome Measurement	Offer at least 15 engagement opportunities in 2022, using feedback from Matches to inform and adjust our offerings; measured using program calendar and program attendance.	
	Targeted Priority Neighborhood Resident Number (unduplicated)	Actual Priority Neighborhood Resident Number (unduplicated)
Outcome Impact	N/A	40 PN youth provided opportunity 15 PN youth participated in opportunity
Other Comments	From May to December 2022, we offered 23 different Match engagement activities (30 total in 2022). These activities were primarily in-person, including our Graduation event, Concerts on the Square, a tour of the Kohl Center, our Back-to-School event, and small group activity sessions (kayaking, guided nature walk, mental health and wellness, an art night, and more). We had 236 total Matches attend at least one event in 2022, with nearly	

	600 unique attendances at our events. This made 2022 our most successful year with Match Engagement, with about 50% of our Littles participating. Amongst the PN youth, 15 of the 40 attended at least one event during 2022 (37% participation rate). When we exclude the Matches that closed during the year, however, the participation rate is 50% (11 out of 22 active Matches), which is on par with the overall program. Considering that 7 of the 22 active PN youth weren't matched until the last few months of the year (and thus weren't together for the majority of the offered events), we are encouraged by the level of participation and look forward to engaging these Matches even more in 2023.
--	--

Outcome Objective #2	Swiftly create new Community-Based Matches to serve at least 40 youth in Priority Neighborhoods.	
Outcome Measurement	Match at least 14 new youth and support 26 current youth in Matches. Measured using reports from program database.	
	Targeted Priority Neighborhood Resident Number (unduplicated)	Actual Priority Neighborhood Resident Number (unduplicated)
Outcome Impact	40	40

Other Comments	We reached our goal of serving 40 PN youth by supporting 28 existing youth and creating 12 new Matches in 2022 (number of current youth shifted slightly after submitting the grant application). Of the 12 new Matches we created, only one has closed, which is a 92% retention rate for the first year (compared to 73% for 12-month retention across the agency). Data shows that the impact of mentoring is much greater when a Match has been together for at least a year, so we are excited to see so many Matches getting close to that milestone. Of the 28 youth were already in active Matches, 10 are still open. Of the 18 Matches that closed, however, the majority were matched for a significant amount of time, with several of the closures a result of the Little graduating from the program. On average, those Matches were together for nearly three years, which is on par with the average match length for the overall program. Six Matches were together for 6+ years, with one Match having been together for 11 years!	
-----------------------	--	--

Outcome Objective #3	Scores in the areas of educational success, reduced risky behaviors, and socio-emotional competency will be maintained or improved for existing Matches in Fitchburg.	
Outcome Measurement	Measured by our Youth Outcomes Survey, which is completed annually and compared to the previous year/baseline survey.	
	Targeted Priority Neighborhood Resident Number (unduplicated)	Actual Priority Neighborhood Resident Number (unduplicated)
Outcome Impact	40	40

Other Comments	We are excited to report positive social-emotional gains for our Littles in the Priority Neighborhood. Using our Youth Outcomes Survey (nationally developed tool used by all BBBS affiliates), we saw the following amongst surveyed youth: 83% of youth maintained or improved their scores in Educational Expectations 90% of youth maintained or improved their scores in Grades/Academic Performance. 81% of youth maintained or improved their scores in Depressive Symptoms. 78% of youth maintained or improved their scores in Emotional Regulation. 86% of youth maintained or improved their scores in Social Competence.	
-----------------------	---	--

8. Please provide a brief narrative of project outcomes and how the project helped advance the City of Fitchburg’s Healthy Neighborhoods Initiative (minimum 250 words, maximum 500 words, approximately):

DEEPEN IMPACT OF EXISTING MATCHES

While the outcomes above detail the investments made in Match Events, they weren’t the only efforts made to deepen Match Engagement. In late August, we rolled out “The Event Hub,” a site that brings all our Match Engagement resources together in one place for Bigs to easily access. It includes:

- List of donated tickets for Matches to attend sports, concerts, and performances
- Directory of partner businesses that offer discounts or free experiences for Match outings
- Calendar of upcoming events hosted by BBBS

Since launching The Event Hub, we’ve been able to distribute about 100 tickets to nearly 50 Matches and offer experiences from 25 different businesses, including Children’s Theater of Madison, Boulders Climbing Gym, Rutagbaga Paddlesports, and more. Taken alongside the 30+ events that we hosted throughout the year, we have significantly grown the number of opportunities available to Matches.

These offerings serve to decrease the burden on the Big to plan outings, and they also create access to experiences that Littles might not otherwise have. But BBBS research shows that the impact of Match Engagement goes further than that. When Bigs and Littles feel engaged and connected to each other AND to our agency, their Match is more likely to stay together longer, which deepens the long-term impacts. It will take time to see those long-term impacts, but the immediate feedback has been very positive and we are excited to grow our services even more in 2023.

In addition to our Match Engagement, we continued to prioritize high quality Match Support. Our Match Support Specialists (MSS) connected with new Matches each month, and older Matches each quarter. While staff turnover midway through the year impacted some of our metrics, we still managed to end the year with an 81% rate for our on-time Match Support Contacts (up from 77% in 2021). With a national average of 66% MSCR, we are thrilled to be producing numbers and outcomes that indicate reliable and consistent Match Support.

EXPANDING ACCESS TO MENTORING

We have had a significant focus in 2022 on establishing our presence in the community to drive volunteer recruitment. We launched our first digital marketing campaigns in spring 2022, and consistently saw huge returns throughout the year:

- In the first few months of our digital marketing campaigns, our website visits grew a staggering 3,171%, with more than ¾ of those visitors going to our “Volunteer” and “Enroll Now” web pages.
- In July, Google ads had a very high conversion rate—we had 567K impressions which resulted in 25K conversions (compared to 866 conversions in April)
- Our Facebook ad reach in Q3 was five times higher than the previous quarter (Apr/May/June: reaching 4,600/month; July/Aug/Sept: reaching 23,000/month)

In addition to our digital marketing, we hired a Community Outreach & Volunteer Manager in September to focus on driving volunteer recruitment. In just 3 months, she was able to reach 300+ individuals through 60 different meetings/presentations.

While both our marketing and recruitment efforts take time to develop, we are encouraged to see signs of growth. November produced our highest month for volunteer engagement with 28 new volunteer inquiries, 18 completed volunteer interviews, and 16 new Matches.

9. Does the project for which Program funds were used consist of any future actions?:

Yes No

If you answered Yes, please explain: We will continue supporting the Priority Neighborhood Matches for as long as they stay open, which can be until high school graduation.

10. Please provide any additional comments: See attached for a few notes related to our invoice.

11. Please submit a final Personnel Activity Report (if applicable), for positions identified in the Personnel Expense Budget in the application (See separate reporting form.)

12. Please submit a total project invoice (1) for eligible Program costs, with receipts for all expenses. The project budget and line items thereof, as identified in the application, must be followed, with receipts submitted in accordance with said line items.

I, as the undersigned, have utilized *City of Fitchburg Healthy Neighborhoods Grant Program* funds in the manner identified on the application associated with this Funding Report Form. I do hereby verify that I have reviewed and completed this form, and submitted all information as required per said form, and that all information is correct, accurate, and true to the best of my knowledge and belief, with all information accessible to me.

I, as the undersigned, further understand that the City may require additional information, not identified herein, to supplement this form.

Signature: **Jill Wood**

Date: 1/25/2023

Title: **Director of Development**

Please see the following notes about our invoice:

NOTE 1: Big Brothers Big Sisters of Dane County served 473 youth from in 2022, with 40 of them coming from the Priority Neighborhoods (8%). In order to ensure that the Fitchburg grant was only supporting those in this geographic area, we applied this percentage to the reimbursable expenses that were serving our wider program. As an example, our Back-to-School event is open to all, but still attended by youth in the Priority Neighborhoods. So for those expenses, we submitted reimbursement for 8% of the total expense. This strategy was discussed and approved by Wade Thompson at the start of the project.

There are a few expenses that are billed in full. These are for expenses that are necessary for our program, and would not change based on the number of Littles being served in the PN (liability insurance, etc.).

There are also some expenses billed at half the total expense. This is for expenses related to or used by program personnel, half of whom support Priority Neighborhood Matches (office supplies, technology services, etc.). Please reach out if additional clarification is needed about how these allocations were determined.

NOTE 2: Eight Budget Line Items have receipts that exceed the approved budgeted amount, but are under the 10% variance that is allowed (4.5% variance in overall budget), and still keep us at our \$15,000 award.

Background Checks: Approved for \$500, requesting \$530.18 (6%)

CM Consulting: Approved for \$1,250, requesting \$1,269.50 (1.5%)

Liability Insurance: Approved for \$2,000, requesting \$2,164.22 (8.2%)

Office Supplies: Approved for \$1,000, requesting \$1,098.66 (9.8%)

Program Food/Event Expenses: Approved for \$1,600, requesting \$1,662.16 (3.8%)

Recruitment: Approved for \$1,600, requesting \$1,685.13 (5.3%)

Technology: Approved for \$2,750, requesting \$2,856.28 (3.8%)

Telephone/Internet: Approved for \$1,000, requesting \$1,097.47 (9.7%)

NOTE 3: Brad Sippel approved the inclusion of a prepaid Technology Expense that occurred before the grant period in February 2022. See below for the email sent to Brad:

Our approved budget includes \$2,750 for Technology expenses, which in the past, has included a portion of the fees for our program database. This expense has typically been paid monthly, which made it easy to include the transactions that fell during the grant period. In 2022, however, we opted to pay our fees in a single payment in February, which was before the start of the grant period (receipt is attached as a reference).

For our bookkeeping purposes, this expense is treated as a prepaid expense and allocated evenly throughout the year, so it shows up as if we're booking a \$560 expense that occurs each month. But the transaction itself occurred before the grant period began. Given our bookkeeping processes, is it appropriate for me to include an allocation of this expense for the months during the grant period (May-Dec)?

And Brad's response:

This is a good question. We think that should be okay if it is clear in your invoice/documentation that that payment is for the services during the grant period. The fee calculation form attached shows the monthly amount so including this form would likely be helpful.

The receipt included shows a \$6,725 transaction in February, which represents monthly payments of \$560.42. Because this database is also used by our fund development team, only a portion is allocated each month as a program expenses--\$352.08. This is the amount included on our Itemized List of Expenses for each month of the grant period (May-Dec), and is the amount used to determine the proportionate amount for reimbursement.

Healthy Neighborhoods Grant Program



2021 Funding Report Form

This Funding Report Form is designed to provide the City with feedback on the outcomes from use of Healthy Neighborhoods Grant Program funds. This form is to be completed by an applicant that has received a Program funding award, and submitted to the City within 30 days of completion of the project for which said funds were used. This form must be completed prior to funds being released to the organization.

Completed Funding Report Forms should be submitted via email to Wade Thompson, Community Development Planner, at wade.thompson@fitchburgwi.gov. Please include "2021 HN Grant Program Funding Report Form" in the email subject line. Hard copy, or scanned forms submitted via email, will not be accepted.

1. **Please identify the application number (to be provided by City staff):** *Click here to enter text.*

2. **Were the funds used in accordance with the project proposal as identified in the application?:**

Yes No

If you answered No, please explain: *Click here to enter text.*

3. **Were the funds used in accordance with the timeline as identified in the application?:**

Yes No

If you answered No, please explain: *Click here to enter text.*

4. **Were the funds used in the Priority Neighborhood as identified in the application?:**

Yes No

If you answered No, please explain: *Click here to enter text.*

5. **Please identify which grant focus area the project addressed (check all that apply):**

- Adult education/workforce development
- Food security
- Neighborhood/community-building and engagement
- Youth education
- Youth mentoring

Revised: 5/7/2020

6. Please identify the number of unduplicated individuals benefiting from use of Program funds:

a. Fitchburg Residents Within Priority Neighborhoods

- **46 Children (43 in Matches, 3 on waitlist):** Aged 17 or younger;
- **N/A Adults:** Aged 18 or older;

b. Fitchburg Residents Outside Priority Neighborhoods

- **Zip Code 53713 – 93 Children:** Aged 17 or younger
- **Zip Code 53711 – 64 Children:** Aged 17 or younger
- **Zip Code 53719 – 24 Children:** Aged 17 or younger
 - *NOTE: The children served from these zip codes are not necessarily all living in Fitchburg. Unfortunately, our program database defaults to marking the addresses of many Fitchburg families as living in Madison, based on their zip code, so we are unable to pull a report by city and see all the Fitchburg families. However, we know that in the zip codes listed here, the majority of the enrolled Littles live south of the beltline and are on the borders of Madison and Fitchburg. So while these are not exact numbers for youth in Fitchburg, they are reflective of participation within the area of interest. These numbers include the Priority Neighborhood youth and are not in addition to the 46 youth listed above.*
- **N/A Adults:** Aged 18 or older

c. Non Fitchburg Residents

- **445 Children:** Aged 17 or younger
 - *NOTE: This is total number of youth served by our program in 2021, NOT total youth served directly by this grant. It includes the 46 youth in the Priority Neighborhoods and the youth listed out with the Fitchburg zip codes.*
- **512 Adults:** Aged 18 or older;
 - *NOTE: This is the total number of adults in Dane County who are volunteering in our program as mentors.*

7. Please complete the following Project Outcome Objective, Measurement, and Impact tables:

Outcome Objective #1	Strengthen the connection between Priority Neighborhood Youth and their mentors through Match engagement offerings.	
Outcome Measurement	Offer at least 15 engagement opportunities in 2021, using feedback from Matches to inform and adjust our offerings; measured using program calendar and program attendance.	
	Targeted Priority Neighborhood Resident Number (unduplicated)	Actual Priority Neighborhood Resident Number (unduplicated)
Outcome Impact	N/A	43
Other Comments	Outcome 3: From May to December 2021, we offered 18 different Match engagement activities (27 total in 2021). These activities were primarily in-person, including our Graduation event, boating and water skiing, a Packers game, our Back-to-School event, our Fall Fest, and our STEM Maker Day. We had 151 total Matches attend at least one	

	event May-December (nearly 200 total in 2021), and have had a higher level of engagement among Priority Neighborhood youth. While they only currently represent about 10% of our Matches, they represent 20% of the Matches attending these events. That means that Priority Neighborhood Matches are engaging in our program at a higher level than other Matches, which contributes positively to the strength and length of the relationship.
--	--

Outcome Objective #2	Swiftly create new Community-Based and Virtual School Friends Matches to serve 60 youth in Priority Neighborhoods.	
Outcome Measurement	Match at least 33 new youth and support 27 current youth in Matches. Measured using reports from program database.	
	Targeted Priority Neighborhood Resident Number (unduplicated)	Actual Priority Neighborhood Resident Number (unduplicated)
Outcome Impact	60	43
Other Comments	Our goal of creating 33 new Matches was based on reigniting our School Friends program after moving that program online during the pandemic and only serving those Littles who were in Matches before March 2020. Unfortunately, the ongoing pandemic has limited our ability to return to the schools and make new Matches, which meant our growth has occurred exclusively in our Community-based program. We were able to create 12 new Matches in 2021 (started with 31 youth, not 27). Of the 12 new Matches we created, only one has closed, which is a 92% retention rate for the first year (compared to 79% for 12-month retention across the agency). While our reach hasn't been as broad as we would wish, we are confident in the impact that the Matches are having for the existing Littles.	

Outcome Objective #3	Scores in the areas of educational success, reduced risky behaviors, and socio-emotional competency will be maintained or improved for existing Matches in Fitchburg.	
Outcome Measurement	Measured by our Youth Outcomes Survey, which is completed annually and compared to the previous year/baseline survey.	
	Targeted Priority Neighborhood Resident Number (unduplicated)	Actual Priority Neighborhood Resident Number (unduplicated)
Outcome Impact	60	43
Other Comments	We are excited to report positive social-emotional gains for our Littles in the Priority Neighborhood. Using our Youth Outcomes Survey (nationally developed tool used by all BBBS affiliates), we saw the following amongst surveyed youth: 87% of youth maintained or improved their scores in Educational Expectations 87% of youth maintained or improved their scores in Grades/Academic Performance. 75% of youth maintained or improved their scores in Depressive Symptoms. 87% of youth maintained or improved their scores in Emotional Regulation. 91% of youth maintained or improved their scores in Social Competence.	

8. Please provide a brief narrative of project outcomes and how the project helped advance the City of Fitchburg's Healthy Neighborhoods Initiative (minimum 250 words, maximum 500 words, approximately):

Because we were unable to restart our School Friends program as intended, we cannot report on this program relative to the strategies outlined in the original grant application. Instead, we will focus on the two other strategies outlined in our application: deepening the Match relationship, and providing individualized Match Support.

DEEPEN MATCH RELATIONSHIP

We found success in 2021 by focusing on the retention and engagement of our Matches, both for existing and new Matches. We expanded our Match Engagement opportunities, hosting more events and activities than ever before, and with more intention than ever before. In assessing our program data, we saw the average age of our Littles go up:

- 13% - ages 6-9
- 31% - ages 10-12
- 36% - ages 13-15
- 20% - ages 16-18

With half of our Littles falling between the ages of 12-15, we decided to target this age group, and put more of our resources towards the interests that would apply to the most Matches. These efforts worked, with an increase in engagement compared to previous years. Nearly 200 Matches attended at least one event in 2021, representing more than 500 unique attendances throughout the year, with an average of 20 Matches per event. PN Littles represented nearly 20% of the participation, which is remarkable since they only represent 10% of the program. These efforts help Bigs and Littles feel engaged and connected to each other AND to our agency, which drives retention and deepens impact.

INDIVIDUALIZED MATCH SUPPORT AND FAMILY SUPPORT

In reviewing our agency's measures for Match Support (contact rate, on-time completion, etc.) 2021 was our most successful year ever. We provided reliable, consistent, and high-quality Match Support throughout the year, completing nearly 5,000 Match Support contacts throughout the agency. We've also provided meaningful financial support to several families throughout the year, whether with a monetary gift to support through a financial crisis (paying for a utilities bill, a week at a motel for a family experiencing homelessness, etc.), or by leveraging partnerships to get families the resources they need (adopt-a-family partnerships at the holidays, school supplies in the fall, etc.). Six of the PN families benefited from this support with nearly \$6,000 in resources provided to them throughout the year.

Taken together, our efforts are making a difference. Our average Match Length has grown to 48 months (43 months in 2020, 41 months in 2019, 39 months in 2018). Our PN Littles exceed this, with an average Match Length of 50 months. We are also thrilled to report that despite the challenges brought about by the pandemic, our retention rate (% of Matches that stay together each year) has stayed steady at 78%--(77% in 2020, 75% in 2019, 76% in 2018). The PN Littles are on par, with a 77% retention rate. Ultimately, research shows that longer Matches lead to bigger outcomes, and we look forward to continuing this work with the PN Littles we are serving.

9. Does the project for which Program funds were used consist of any future actions?:

- Yes No

If you answered Yes, please explain: We will continue supporting the Priority Neighborhood Matches for as long as they stay open, which can be until high school graduation.

10. **Please provide any additional comments:** See attached for a few notes related to our invoice.
 11. **Please submit a final Personnel Activity Report (if applicable), for positions identified in the Personnel Expense Budget in the application** (See separate reporting form.)
 12. **Please submit a total project invoice (1) for eligible Program costs, with receipts for all expenses. The project budget and line items thereof, as identified in the application, must be followed, with receipts submitted in accordance with said line items.**
-

I, as the undersigned, have utilized *City of Fitchburg Healthy Neighborhoods Grant Program* funds in the manner identified on the application associated with this Funding Report Form. I do hereby verify that I have reviewed and completed this form, and submitted all information as required per said form, and that all information is correct, accurate, and true to the best of my knowledge and belief, with all information accessible to me.

I, as the undersigned, further understand that the City may require additional information, not identified herein, to supplement this form.

Signature: **Jill Wood**

Date: 1/18/2022

Title: **Director of Development**

Please see the following notes about our invoice:

NOTE 1: Big Brothers Big Sisters of Dane County served 445 youth from May-December 2021, with 43 of them coming from the Priority Neighborhoods (10%). In order to ensure that the Fitchburg grant was only supporting those in this geographic area, we applied this percentage to the reimbursable expenses that were serving our wider program. As an example, our Back-to-School event is open to all, but still attended by youth in the Priority Neighborhoods. So for those expenses, we submitted reimbursement for 10% of the total expense. This strategy was discussed and approved by Wade Thompson at the start of the project.

You will see there are a few expenses that are billed in full. These are for expenses that are necessary for our program, and would not change based on the number of Littles being served in the Priority Neighborhoods (example: liability insurance, etc.). There are also some expenses billed at half the total expense. This is for expenses related to or used by program personnel, half of whom support Priority Neighborhood Matches (office supplies, technology services, etc.). Please reach out if additional clarification is needed about how these allocations were determined.

NOTE 2: Three Budget Line Items have receipts that exceed the approved budgeted amount, but are under the 10% variance that is allowed (3.5% variance in overall budget), and still keep us below our \$11,500 award.

Liability Insurance: Approved for \$1,420, requesting \$1,516.60

Office Supplies: Approved for \$1,000, requesting \$1,056.40

Technology: Approved for \$2,000, requesting \$2,116.72

Telephone/Internet: Approved for \$1,000, requesting \$1,100

NOTE 3: Wade Thompson approved two budget reallocations. See below.

Moved \$300 from Program Supplies to Office Supplies: Our Activity Kits/Program Supplies were lower than expected as a result of School Friends staying online, and a shift towards more in-person program events. Our office supplies were higher than expected as a result of adding new enrollment/match support personnel, and an increase in our printer expenses.

Moved \$300 from Travel to Telephone/Internet: Most our mileage reimbursements for staff come in small increments, so with only a portion of the expense allowable, the effort to submit and provide documentation was prohibitive. We had increased telephone expenses with new enrollment/match support personnel, and shifted funds to this category.

Healthy Neighborhoods Grant Program



2022 Funding Report Form

This Funding Report Form is designed to provide the City with feedback on the outcomes from use of Healthy Neighborhoods Grant Program funds. This form is to be completed by an applicant that has received a Program funding award, and submitted to the City within 30 days of completion of the project for which said funds were used. This form must be completed prior to funds being released to the organization.

Completed Funding Report Forms should be submitted via email to Wade Thompson, Community Development Planner, at wade.thompson@fitchburgwi.gov. Please include "2022 HN Grant Program Funding Report Form" in the email subject line. Hard copy forms will not be accepted.

1. **Please identify the application number (to be provided by City staff):** *Click here to enter text.*

2. **Were the funds used in accordance with the project proposal as identified in the application?:**

Yes No

If you answered No, please explain: *Click here to enter text.*

3. **Were the funds used in accordance with the timeline as identified in the application?:**

Yes No

If you answered No, please explain: *Click here to enter text.*

4. **Were the funds used in the Priority Neighborhood as identified in the application?:**

Yes No

If you answered No, please explain: *Click here to enter text.*

5. **Please identify which grant focus area the project addressed (check all that apply):**

- Adult education/workforce development
- Food security
- Neighborhood/community-building and engagement
- Youth education
- Youth mentoring

Revised: 5/7/2020

6. Please identify the number of unduplicated individuals benefiting from use of Program funds:

a. Fitchburg Residents Within Priority Neighborhoods

- o 15 (10 middle school, 5 high school) Children: Aged 17 or younger;
- o Click here to enter text. Adults: Aged 18 or older;

b. Fitchburg Residents Outside Priority Neighborhoods

- o Click here to enter text. Children: Aged 17 or younger;
- o Click here to enter text. Adults: Aged 18 or older;

c. Non Fitchburg Residents

- o 3 City of Verona Children: Aged 17 or younger;
- o Click here to enter text. Adults: Aged 18 or older;

7. Please complete the following Project Outcome Objective, Measurement, and Impact tables:

Outcome Objective #1	85% of mentees will report building social and emotional skills and knowledge as shown by improvement on pre/post measurement tools.	
Outcome Measurement	82% of girls recognized Dear Diary as a safe space in the school setting. 77% of girls stated that Dear Diary restored their sense of belonging in their school 99% of girls have not had any violations with law enforcement since participating in Dear Diary this year 87% of girls reported that Dear Diary has been a positive experience	
	Targeted Priority Neighborhood Resident Number (unduplicated)	Actual Priority Neighborhood Resident Number (unduplicated)
Outcome Impact	15	13
Other Comments	This outcome is very general, therefore we use multiple metrics to track overall social and emotional skills and knowledge of our girls.	

Outcome Objective #2	85% of parent(s), custodial adults or other significant adult family members will report improved communication with youth	
Outcome Measurement	100% of parents report improved communication with youth	
	Targeted Priority Neighborhood Resident Number (unduplicated)	Actual Priority Neighborhood Resident Number (unduplicated)
Outcome Impact	15	15

Other Comments	We hosted our family photoshoot and a graduation celebration for our families. They are continuously grateful for opportunities to spend time with their child in school settings that are positive.	
Outcome Objective #3	85% of participants will show academic improvement during the time of the grant	
Outcome Measurement	73% of girls reported that they are doing well in school, with 27% needing additional academic support beyond Dear Diary.	
	Targeted Priority Neighborhood Resident Number (unduplicated)	Actual Priority Neighborhood Resident Number (unduplicated)
Outcome Impact	15	11
Other Comments	We are submitting a programming report to Verona Area School District to discuss additional ways for students to receive the support they need.	

8. Please provide a brief narrative of project outcomes and how the project helped advance the City of Fitchburg’s Healthy Neighborhoods Initiative (minimum 250 words, maximum 500 words, approximately):

We have received these funds two years in a row and have allowed us to have a permanent presence in the Fitchburg community. Mentees continue to report enjoyment in Dear Diary and want to continue programming. We are currently hosting programming during the school day, posing a challenge for our high school students because their schedules don’t allow them the flexibility to participate in programming each week. For our middle school girls, there is a set time for programming, so our numbers are consistent. Our biggest success this year has been seeing girls who started programming with Dear Diary for the first time who were shy and not willing to leave their comfort zone. As time progressed, they’ve opened up more with other girls and have found solace in our programming coordinators.

Our program has helped to advance the City of Fitchburg’s Healthy Neighborhoods Initiative by giving Black girls in Fitchburg an opportunity to learn, grow, and heal together. We have given them the space and guidance to stand boldly in their truth while writing the narrative that they see fit for themselves. Our girls have enjoyed having spaces and activities curated just for them without having to alter who they are to “fit” into other programs targeted for students at large. We have also supported families by bringing them closer to their daughters. In hosting positive programming for our girls and their families, we have created an opportunity for families to engage in their daughter’s academic, social, and emotional wellness to uplift them collectively.

9. Does the project for which Program funds were used consist of any future actions?:

Yes No

If you answered Yes, please explain: *Dear Diary will continue to host H.E.R. Space at Savannah Oaks Middle School as well as Verona Area High School for the remainder of the school year. We will continue to meet with girls bi-weekly at their school, will host two family events this Spring, and will host a graduation celebration for girls graduating in Spring 2023.*

10. Please provide any additional comments:

Here are a few direct quotes from some of our girls in the Fitchburg program.

“Black women sticking together and glowing is the most meaningful part to me.”

“I love getting to know girls and spending time with my friends.”

The most meaningful thing to me is how we are learning about our culture and how Black girls matter in the world.”

“I love the connection we make here.”

11. Please submit a final Personnel Activity Report (if applicable), for positions identified in the Personnel Expense Budget in the application (See separate reporting form.)

12. Please submit a total project invoice (1) for eligible Program costs, with receipts for all expenses. The project budget and line items thereof, as identified in the application, must be followed, with receipts submitted in accordance with said line items.

I, as the undersigned, have utilized *City of Fitchburg Healthy Neighborhoods Grant Program* funds in the manner identified on the application associated with this Funding Report Form. I do hereby verify that I have reviewed and completed this form, and submitted all information as required per said form, and that all information is correct, accurate, and true to the best of my knowledge and belief, with all information accessible to me.

I, as the undersigned, further understand that the City may require additional information, not identified herein, to supplement this form.

Signature: _____



Date: 12/28/2022

Title: Founder and Director of Dear Diary, Inc.

Healthy Neighborhoods Grant Program



2021 Funding Report Form

This Funding Report Form is designed to provide the City with feedback on the outcomes from use of Healthy Neighborhoods Grant Program funds. This form is to be completed by an applicant that has received a Program funding award, and submitted to the City within 30 days of completion of the project for which said funds were used. This form must be completed prior to funds being released to the organization.

Completed Funding Report Forms should be submitted via email to Wade Thompson, Community Development Planner, at wade.thompson@fitchburgwi.gov. Please include "2021 HN Grant Program Funding Report Form" in the email subject line. Hard copy, or scanned forms submitted via email, will not be accepted.

1. Please identify the application number (to be provided by City staff): *Click*

2. Were the funds used in accordance with the project proposal as identified in the application?:

Yes No

If you answered No, please explain: *Click here to enter text.*

3. Were the funds used in accordance with the timeline as identified in the application?:

Yes No

If you answered No, please explain: *Click here to enter text.*

4. Were the funds used in the Priority Neighborhood as identified in the application?:

Yes No

If you answered No, please explain: *Click here to enter text.*

5. Please identify which grant focus area the project addressed (check all that apply):

- Adult education/workforce development
- Food security
- Neighborhood/community-building and engagement
- Youth education
- Youth mentoring

6. Please identify the number of unduplicated individuals benefiting from use of Program funds:

a. Fitchburg Residents Within Priority Neighborhoods

15 Children: Aged 17 or younger;

o *Click here to enter text.* **Adults: Aged 18 or older;**

b. Fitchburg Residents Outside Priority Neighborhoods

o *Click here to enter text.* **Children: Aged 17 or younger;**

o *Click here to enter text.* **Adults: Aged 18 or older;**

c. Non Fitchburg Residents

o *Click here to enter text.* **Children: Aged 17 or younger;**

o *Click here to enter text.* **Adults: Aged 18 or older;**

7. Please complete the following Project Outcome Objective, Measurement, and Impact tables:

Outcome Objective #1	85% of mentees will report building social and emotional skills and knowledge as shown by improvement on pre/post measurement tools	
Outcome Measurement	94% of youth reported that their participation in Dear Diary has helped to build their social and emotional skills and knowledge.	
	Targeted Priority Neighborhood Resident Number (unduplicated)	Actual Priority Neighborhood Resident Number (unduplicated)
Outcome Impact	13	14
Other Comments	14/15 of our girls reported feeling more knowledgeable about themselves both socially and emotionally. They reported that their participation in programming has helped them to become more confident, has helped them make new friends, improved their leadership, and provided them with clarity about what things they are good at and enjoy doing.	

Outcome Objective #2	85% of parent(s), custodial adults or other significant adult family members will report improved communication with youth	
Outcome Measurement	100% of parents reported improved communication with their youth, particularly in learning new things about each other and new activities to do together.	
	Targeted Priority Neighborhood Resident Number (unduplicated)	Actual Priority Neighborhood Resident Number (unduplicated)
Outcome Impact	7	7
Other Comments	Family programming is essential to our success within Dear Diary. By providing family programming both in-person and at home activities, families reported learning new things about their children and found new, easy activities to do with their daughters.	

Outcome Objective #3	85% of participants will show academic improvement during the time of the grant	
Outcome Measurement	89% of participants reported that Dear Diary has helped them get their homework completed, helped them to try harder in school, and helped them to do better in school.	
	Targeted Priority Neighborhood Resident Number (unduplicated)	Actual Priority Neighborhood Resident Number (unduplicated)
Outcome Impact	15	13
Other Comments	Youth mentioned that this program has been an exciting element to their school day. Many reported during our focus groups that they would like to have Dear Diary more often as it is something they look forward to when attending school, especially since school has “changed” so much.	

8. Please provide a brief narrative of project outcomes and how the project helped advance the City of Fitchburg’s Healthy Neighborhoods Initiative (minimum 250 words, maximum 500 words, approximately):

Mentees have reported enjoyment in Dear Diary and would like to continue the program. Many reported that they wanted the program to be more often than bi-weekly and wanted more time during their session. Since this program is during their school day, we are limited in the time we are able to be with the girls and have encouraged them to join our after school program also located in Fitchburg. Our girls also reported that Dear Diary has helped them to make and keep friends at their school while also allowing them to find adult support in their facilitators. They reported that Dear Diary is a safe space for them, that allows them to be their authentic selves at all times. They enjoy the autonomy of deciding on their own activities and the things that they enjoy.

Our program has helped to advance the City of Fitchburg’s Healthy Neighborhoods Initiative by giving Black girls in Fitchburg an opportunity to learn, grow, and heal together. We have given them the space and guidance to stand boldly in their truth while writing the narrative that they see fit for themselves. Our girls have enjoyed having spaces and activities curated just for them without having to alter who they are to “fit” into other programs targeted for students at large. We have also supported families in bringing them closer to their daughters. In hosting positive programming for our girls and their families, we have created an opportunity for families to engage in their daughter’s academic, social, and emotional wellness to uplift them collectively.

9. Does the project for which Program funds were used consist of any future actions?:

Yes No

If you answered Yes, please explain: *Dear Diary will continue to host HER Space at our Savannah Oaks location for the remainder of the school year. We will continue to meet with girls bi-weekly at their school, will host two family events this Spring, and will host a graduation celebration for girls graduating this year.*

10. Please provide any additional comments: [Click here to enter text.](#)

11. Please submit a final Personnel Activity Report (if applicable), for positions identified in the Personnel Expense Budget in the application (See separate reporting form.)

12. Please submit a total project invoice (1) for eligible Program costs, with receipts for all expenses. The project budget and line items thereof, as identified in the application, must be followed, with receipts submitted in accordance with said line items.

I, as the undersigned, have utilized *City of Fitchburg Healthy Neighborhoods Grant Program* funds in the manner identified on the application associated with this Funding Report Form. I do hereby verify that I have reviewed and completed this form, and submitted all information as required per said form, and that all information is correct, accurate, and true to the best of my knowledge and belief, with all information accessible to me.

I, as the undersigned, further understand that the City may require additional information, not identified herein, to supplement this form.

Signature: Kalyanraj

Date: January 10, 2022

Title: Director

Healthy Neighborhoods Grant Program



2022 Funding Report Form

This Funding Report Form is designed to provide the City with feedback on the outcomes from use of Healthy Neighborhoods Grant Program funds. This form is to be completed by an applicant that has received a Program funding award, and submitted to the City within 30 days of completion of the project for which said funds were used. This form must be completed prior to funds being released to the organization.

Completed Funding Report Forms should be submitted via email to Wade Thompson, Community Development Planner, at wade.thompson@fitchburgwi.gov. Please include "2022 HN Grant Program Funding Report Form" in the email subject line. Hard copy forms will not be accepted.

1. **Please identify the application number (to be provided by City staff):** *Click here to enter text.*

2. **Were the funds used in accordance with the project proposal as identified in the application?:**

Yes No

If you answered No, please explain:

3. **Were the funds used in accordance with the timeline as identified in the application?:**

Yes No

If you answered No, please explain: *Click here to enter text.*

4. **Were the funds used in the Priority Neighborhood as identified in the application?:**

Yes No

If you answered No, please explain: *Click here to enter text.*

5. **Please identify which grant focus area the project addressed (check all that apply):**

- Adult education/workforce development
- Food security
- Neighborhood/community-building and engagement
- Youth education
- Youth mentoring

Revised: 5/7/2020

6. Please identify the number of unduplicated individuals benefiting from use of Program funds:

a. Fitchburg Residents Within Priority Neighborhoods

- 101 *Children*: Aged 17 or younger;
- 90 *Adults*: Aged 18 or older;

b. Fitchburg Residents Outside Priority Neighborhoods

- 20 *Children*: Aged 17 or younger;
- 13 *Adults*: Aged 18 or older;

c. Non Fitchburg Residents

- 393 *Children*: Aged 17 or younger;
- 157 *Adults*: Aged 18 or older;

7. Please complete the following Project Outcome Objective, Measurement, and Impact tables:

Outcome Objective #1	Serve food security needs of our youth members, their families, and other area families through Community Meals Program in the Belmar/Renaissance in the Park area. The trend of need will be monitored via surveys and distribution count.	
Outcome Measurement	Throughout the year we were able to provide food to families in the area for major holiday meal giveaways (Spring Holiday Meal, Give Thanks, Holiday Extravaganza), our food box program in partnership with Second Harvest Food Bank, and other events in the neighborhood partnering with Allied/Dunns-Marsh Neighborhood Association and The Brotherhood. These all came about through asks during NRT meetings from the organization, or individual conversations.	
	Targeted Priority Neighborhood Resident Number (unduplicated)	Actual Priority Neighborhood Resident Number (unduplicated)
Outcome Impact	59	191
Other Comments	With our partnerships in the neighborhood, the head of the organization and those who make decisions were always consulted on what items they were in need of for each event. We helped provide snacks for Movies in the Park and during Parks Alive, a meal to barbeque for a 3 on 3 basketball tournament, tacos for a pumpkin carving event, and even had Sista's Chicken and Fish come out for a Community Meal night that had a specific request for a catfish dinner from neighbors in the area. Many of these items were culturally responsive meals for people who were being served during the activities. Each of these events we were able to serve families and individuals in Belmar/Renaissance in the Park.	

Outcome Objective #2	Distribute 1,290 pounds of food per month from March 2022 – October 2022. Statistics are gathered on-site during each distribution event and families need to register on the BG CDC website either prior to the event or on-site during the event. If they can't access the website, we have paper copies of the forms for them to complete when they come to pick up their meals.	
Outcome Measurement	March- 1,430 lbs. April- 2,663 lbs. May- 1,590 lbs. June- 990 lbs. July- 1,080 lbs. August- 1,860 lbs. September- 1,255 lbs. October- 786 lbs. Average- 1,665 lbs.	
	Targeted Priority Neighborhood Resident Number (unduplicated)	Actual Priority Neighborhood Resident Number (unduplicated)
Outcome Impact	59	191
Other Comments	We ordered food boxes on a weekly basis for families to receive food for free. Families signed up via email/Google form or with our Community Resource Coordinator 2 weeks in advance of the delivery date for the boxes. Families were able to come to the center to pick up and we offered delivery to accommodate those who needed it. These emails reach over 147 different households, families are able to sign up weekly and whomever signs up informs us of how many boxes to order each week. Families received a mix of produce, cooler, and dry boxes. We had an avg. 1,665 lbs. per month.	
Outcome Objective #3	Create and implement a community food preference survey by June 1, 2022 to better gauge the food security needs of the community members using our services. Survey results will inform potential program changes by August 1, 2022 and data to be used will be gathered during the distribution events in June and July, 2022.	
Outcome Measurement	We informally surveyed families that were part of this program to learn food preferences and were able to cater Holiday Meals based on what was requested (within reason) by the individuals who would benefit from the meal programs.	
	Targeted Priority Neighborhood Resident Number (unduplicated)	Actual Priority Neighborhood Resident Number (unduplicated)
Outcome Impact	59	191
Other Comments	From our last grant cycle, our Community Resource Coordinator had formed great relationships with families and individuals in the Verona Road West neighborhood and continued a rapport with them. She also focused on growing relationships with individuals in Belmar/Renaissance in the Park, and North Fish Hatchery to be able to ask them what they'd be interested in receiving food wise.	

8. Please provide a brief narrative of project outcomes and how the project helped advance the City of Fitchburg's Healthy Neighborhoods Initiative (minimum 250 words, maximum 500 words,

approximately):

Working with families in the BRP neighborhood, there is only one small market within walking distance that has a variety of food for people to purchase. Ensuring that they have additional options for accessible food was of the utmost importance. This year, we came up with some innovative ideas to assist our families and grow relationships further in our communities. Being able to provide the food boxes for our families on a weekly basis, until closer to the end of the year was very helpful, we even expanded our services to provide delivery for the items if families were unable to make it to the center to pick up. In addition to the weekly food boxes and signature club events like Fall Festival, we continued our larger meal giveaways for more of the major holiday seasons, and even had the opportunity to partner with groups in the neighborhood who serve Fitchburg families with additional activities. We participated in Parks Alive events where we provided food, assisted a group for a basketball tournament which primarily served neighborhood teens to be able to hand out food during the event, and also worked with the Allied/Dunn's Marsh Neighborhood association on a Community Meal, and even had the chance to provide a nice taco lunch to families and children who participated in their pumpkin carving event in October. We could not have completed this work without our Community Resource Coordinator, who was the major connector point with many of our families and individuals throughout the year. As our Community Resource Coordinator continued to work with local families, the growing concern of feeding their families over the school's winter breaks became apparent. After working with families and doing some searching, families were able to receive an additional meal and snacks from Hy-Vee which included a large bag of baby carrots, a large bag of cutie orange, and a 3-foot sub for them to be able to use as they needed throughout winter break. Unfortunately, Second Harvest Food Bank's funding for the food boxes ended this year, so we did our best to take advantage of the time that they did have left with their funding. Our partnership with Hy-Vee throughout this year was very important to assist in providing food opportunities to our families that we served. We were fortunate enough to be given some discounts to be able to offer more food during the Give Thanks Meal and the Holiday Meal.

9. Does the project for which Program funds were used consist of any future actions?:

Yes No

If you answered Yes, please explain: *Click here to enter text.*

- 10. Please provide any additional comments:** On one of the receipts, the total is for more than what we billed the grant for. The items were bought for multiple sites, but we are only putting the amount on the invoice for what was used to affect BRP/Fitchburg Residents from the Allied Family Center. This is the Costco receipt from 9.29.2022. Due to loss of funding for some of our previous partners moving forward, our impact may not hit as many individuals, as we were able to match this year, in future years if we are able to continue to provide services through the Fitchburg HNI Grant.
- 11. Please submit a final Personnel Activity Report (if applicable), for positions identified in the Personnel Expense Budget in the application (See separate reporting form.)**
- 12. Please submit a total project invoice (1) for eligible Program costs, with receipts for all expenses. The project budget and line items thereof, as identified in the application, must be followed, with receipts submitted in accordance with said line items.**

I, as the undersigned, have utilized *City of Fitchburg Healthy Neighborhoods Grant Program* funds in the manner identified on the application associated with this Funding Report Form. I do hereby verify that I have reviewed and completed this form, and submitted all information as required per said form, and that all

information is correct, accurate, and true to the best of my knowledge and belief, with all information accessible to me.

I, as the undersigned, further understand that the City may require additional information, not identified herein, to supplement this form.

Signature: Sheikh Jammeh Date: 1/31/2023

Title: Grants Manager

Healthy Neighborhoods Grant Program



2021 Funding Report Form

This Funding Report Form is designed to provide the City with feedback on the outcomes from use of Healthy Neighborhoods Grant Program funds. This form is to be completed by an applicant that has received a Program funding award, and submitted to the City within 30 days of completion of the project for which said funds were used. This form must be completed prior to funds being released to the organization.

Completed Funding Report Forms should be submitted via email to Wade Thompson, Community Development Planner, at wade.thompson@fitchburgwi.gov. Please include "2021 HN Grant Program Funding Report Form" in the email subject line. Hard copy, or scanned forms submitted via email, will not be accepted.

1. **Please identify the application number (to be provided by City staff):** *Click here to enter text.*

2. **Were the funds used in accordance with the project proposal as identified in the application?:**

Yes No

If you answered No, please explain: *Click here to enter text.*

3. **Were the funds used in accordance with the timeline as identified in the application?:**

Yes No

If you answered No, please explain: *Click here to enter text.*

4. **Were the funds used in the Priority Neighborhood as identified in the application?:**

Yes No

If you answered No, please explain: *Click here to enter text.*

5. **Please identify which grant focus area the project addressed (check all that apply):**

- Adult education/workforce development
- Food security
- Neighborhood/community-building and engagement
- Youth education
- Youth mentoring

6. Please identify the number of unduplicated individuals benefiting from use of Program funds:

a. Fitchburg Residents Within Priority Neighborhoods

- 26 *Children*: Aged 17 or younger;
- 64 *Adults*: Aged 18 or older;

b. Fitchburg Residents Outside Priority Neighborhoods

- 2 *Children*: Aged 17 or younger;
- 5 *Adults*: Aged 18 or older;

c. Non Fitchburg Residents

- 93 *Children*: Aged 17 or younger;
- 322 *Adults*: Aged 18 or older;

7. Please complete the following Project Outcome Objective, Measurement, and Impact tables:

Outcome Objective #1	Serve food security needs of our youth members, their families, and other area families with Family Meals To Go. The trend of need will be monitored via surveys and distribution count.	
Outcome Measurement	We fulfilled our goals to serve the food security needs of our youth members. Some of our outcome measurements are in part dependent on adequate responses to surveys. Our next year of programming will include implementing more effective strategies to generate more activity with survey responses.	
	Targeted Priority Neighborhood Resident Number (unduplicated)	Actual Priority Neighborhood Resident Number (unduplicated)
Outcome Impact	22	90
Other Comments	Meals were brought into the Verona Road West neighborhood for families to take part in meal programming and receive what they needed. Additional families from other priority neighborhoods were also served from the Allied Family Center. Overall, a total of 90 individuals from the priority neighborhoods as outlined by the City of Fitchburg were served.	

Outcome Objective #2	Distribute 645 pounds of food per month from May 1, 2021 – December 31, 2021. Statistics are gathered on-site during each distribution event and families need to register on the BG CDC website either prior to the event or on-site during the event. If they can't access the website, we have paper copies of the forms for them to complete when they come to pick up their meals.
Outcome Measurement	May- 4275 lbs. June- 2415 lbs. July- 1635 lbs. August- 750 lbs. September- 540 lbs. October- 1025 lbs.

	November- 6212.5 lbs. December- 7380 lbs. Average- 3461.8 lbs.	
	Targeted Priority Neighborhood Resident Number (unduplicated)	Actual Priority Neighborhood Resident Number (unduplicated)
Outcome Impact	22	90
Other Comments	With an average of 3461.8 lbs. of food given out per month, we were able to serve a total of 90 residents who reside in a priority neighborhood in Fitchburg and then an additional 422 individuals who live outside of the priority neighborhoods, or in surrounding Dane County towns and cities, and some individuals outside of Dane County. All individuals are accounted for via our online registration platform. The numbers provided are determined by keeping a running log of meals and food boxes served, and how much they weigh.	

Outcome Objective #3	Create and implement a community food preference survey by June 1, 2021 to better gauge the food security needs of the community members using our services. Survey results will inform potential program changes by August 1, 2021 and data to be used will be gathered during the distribution events in June and July, 2021.	
Outcome Measurement	Our community food preference surveys generated useful information for future program implementation. Of the members we served, 44.4% who submitted survey responses reported maximum satisfaction with our food offerings for the year, but there is room for increase in the number of responses when compared to the number of people we serve. While the results indicate that surveys are most effective with a larger pool of responses, we were able to generate enough feedback to mold services to satisfy immediate needs.	
	Targeted Priority Neighborhood Resident Number (unduplicated)	Actual Priority Neighborhood Resident Number (unduplicated)
Outcome Impact	22	90
Other Comments	Our first community food preference survey only generated 3 responses, despite sending it out multiple times. Everyone surveyed liked our current offerings and wished to keep it the way it was at the time. We sent out an additional survey at the end of the year which garnered a few more results than the previous time and they gave us great insight to what everyone would like in the future, we were even able to get suggestions from families on what they think would be beneficial to them.	

8. Please provide a brief narrative of project outcomes and how the project helped advance the City of Fitchburg’s Healthy Neighborhoods Initiative (minimum 250 words, maximum 500 words, approximately):

During this project, The Boys and Girls Clubs of Dane County strived to reach our community members in our Fitchburg area, to offer them free, healthy options to use while making their meals at home, or just bringing home a ready to reheat meal. We worked with partners such as Little John’s, Second Harvest,

and The River Food Pantry to provide multiple options for our families throughout the year. We hosted a few major giveaways this year, to assist our community members to have the option of a free meal for some of the major holiday times this year; a spring meal giveaway at the end of March, a Thanksgiving meal giveaway in November, and a holiday meal giveaway in December. Our Community Resource Coordinator made a major effort to heavily market these opportunities to families and individuals in the Verona Road West Area, along with other folks we serve throughout Fitchburg. In the fall, we were able to bring our produce and cooler boxes that we work with Second Harvest to receive directly into the Verona Road West Area. We learned along the way that transportation is a big barrier for families and individuals in the area to receive different services that are offered in static areas, so we wanted to ensure that there were opportunities for our community members there. There were a few community members that we met along the way or had previously known that assisted in getting the word out about the food boxes they could order, and we would bring directly to them, which was helpful for us to be able to serve a larger amount of people. We look forward to continuing the work we have been doing and deepening the relationships we have made and grew over this last year.

9. Does the project for which Program funds were used consist of any future actions?

Yes No

If you answered Yes, please explain: *Click here to enter text.*

10. Please provide any additional comments: *Click here to enter text.*

11. Please submit a final Personnel Activity Report (if applicable), for positions identified in the Personnel Expense Budget in the application (See separate reporting form.)

12. Please submit a total project invoice (1) for eligible Program costs, with receipts for all expenses. The project budget and line items thereof, as identified in the application, must be followed, with receipts submitted in accordance with said line items.

I, as the undersigned, have utilized *City of Fitchburg Healthy Neighborhoods Grant Program* funds in the manner identified on the application associated with this Funding Report Form. I do hereby verify that I have reviewed and completed this form, and submitted all information as required per said form, and that all information is correct, accurate, and true to the best of my knowledge and belief, with all information accessible to me.

I, as the undersigned, further understand that the City may require additional information, not identified herein, to supplement this form.

Signature: _____ Sheikh Jammeh_____

Date: 12/22/2021

Title: _____ Grants Specialist_____