

Fitchburg Fire Department NEWSLETTER



FIREWORKS - THE TRIALS AND TRIBULATIONS OF ENFORCEMENT

Although this is our June report and fireworks typically become an issue in July, the timeliness of this newsletter and the activities that surround Independence Day make this an appropriate topic.

The short story is this: Fireworks that go-up and blow-up are illegal in the City of Fitchburg. The amount of firework-related activity that we see every year makes enforcement difficult. If we come upon an illegal fireworks display, we make contact with the responsible party. If we receive reports of illegal fireworks activity, we work with the Police Department to investigate. Many times, by the time we arrive on scene, the person responsible is no longer in the area. Depending on other emergency responses, fireworks complaints may not get the immediate attention that they require for appropriate enforcement.

So if exploding fireworks are illegal in Fitchburg, why are fireworks stands allowed within the City?

That is a good question that centers around zoning and allowable commerce (based on a loophole in municipal ordinance). We hope to change that in the coming year. The City of Fitchburg fire prevention bureau is working with the City of Sun Prairie, City of Madison, and other surrounding communities to introduce responsible governance associated with fireworks stands.

This year we saw some pretty irresponsible activity - especially as it pertained to illegal fireworks in public parks. We will do what we can to introduce measures that make fireworks purchases more difficult (hopefully improving our capacity to enforce illegal displays).

Newsletter Editor:

If you have questions or suggestions about content, please contact:

Kim Miller
Admin. Services Manager
kim.miller@fitchburgwi.gov
608-270-7042

Contact Us:

fire@fitchburgwi.gov

Fire Station #1:
608-270-7070

Fire Station #2:
608-270-7050

Fire Station #3:
608-270-7060

CHIEF'S MESSAGE

The fire service centers around the capabilities of its firefighters. The talent required for emergency response continues to evolve and grow. Those that commit to this profession recognize the changing environment of public service and the demand for life-long learning.

Our workforce is evolving. Firefighters have become more involved in emergency medicine, technical rescue, and other special operations (i.e. active assailant response).

Additionally, changes in the building industry require a dedicated approach to fire suppression and a more conscientious application of fire prevention codes (inspection). Although the total number of structure fires have gone down, we have not seen significant improvement in fire-related deaths (construction materials, furnishings, and structural integrity during a fire contribute to these outcomes).

Another thing to note is that our total call volume continues to rise - as population/ population density increases. This takes a toll on our firefighters as we adjust to the growing pains of developing community. We are working to address responsible methods that address service demands and firefighter health and well-being. It's a work in progress.

Let me know if you have questions about our methods to address community growth and emergency service.

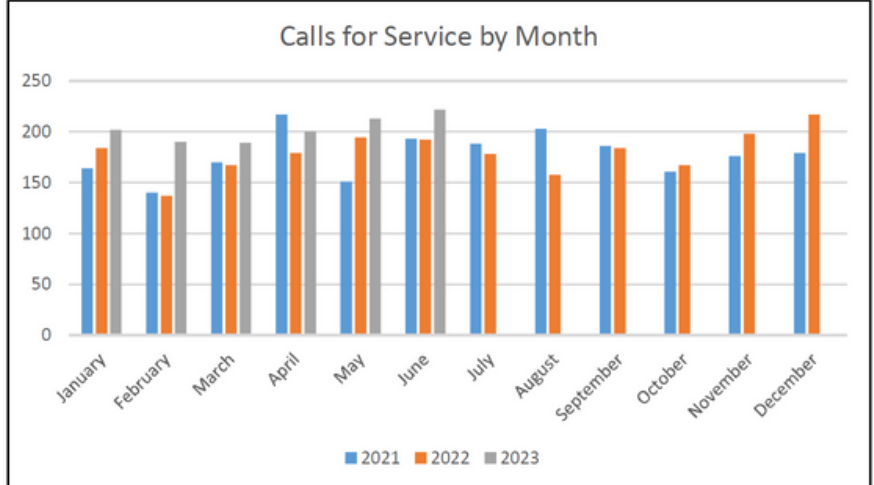


JUNE 2023

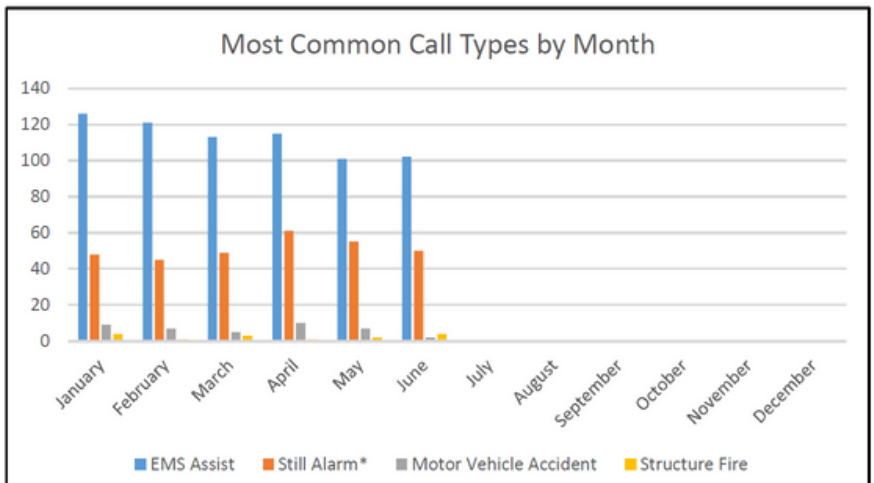
OPERATIONS



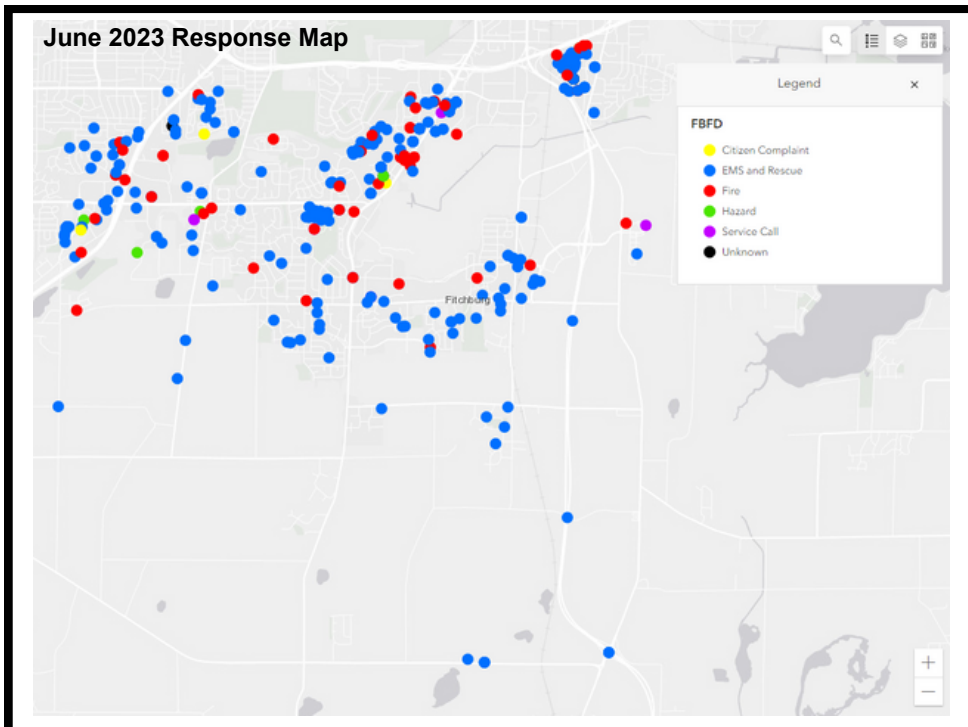
| Calls for Service by Month | | | | |
|----------------------------|------|------|------|--------|
| Month | 2021 | 2022 | 2023 | Change |
| January | 164 | 184 | 202 | 10% |
| February | 140 | 137 | 190 | 39% |
| March | 170 | 167 | 189 | 13% |
| April | 217 | 179 | 200 | 12% |
| May | 151 | 194 | 213 | 10% |
| June | 193 | 192 | 222 | 16% |
| July | 188 | 178 | | |
| August | 203 | 158 | | |
| September | 186 | 184 | | |
| October | 161 | 167 | | |
| November | 176 | 198 | | |
| December | 179 | 217 | | |
| Total | 2128 | 2155 | 1216 | 127% |
| Projection | | | 2323 | |



| Most Common Call Types by Month | | | | |
|---------------------------------|------------|--------------|------------------------|----------------|
| Month | EMS Assist | Still Alarm* | Motor Vehicle Accident | Structure Fire |
| January | 126 | 48 | 9 | 4 |
| February | 121 | 45 | 7 | 1 |
| March | 113 | 49 | 5 | 3 |
| April | 115 | 61 | 10 | 1 |
| May | 101 | 55 | 7 | 2 |
| June | 102 | 50 | 2 | 4 |
| July | | | | |
| August | | | | |
| September | | | | |
| October | | | | |
| November | | | | |
| December | | | | |



*Still Alarms include: Alarm Sounding, Car Fires, Odor Investigations

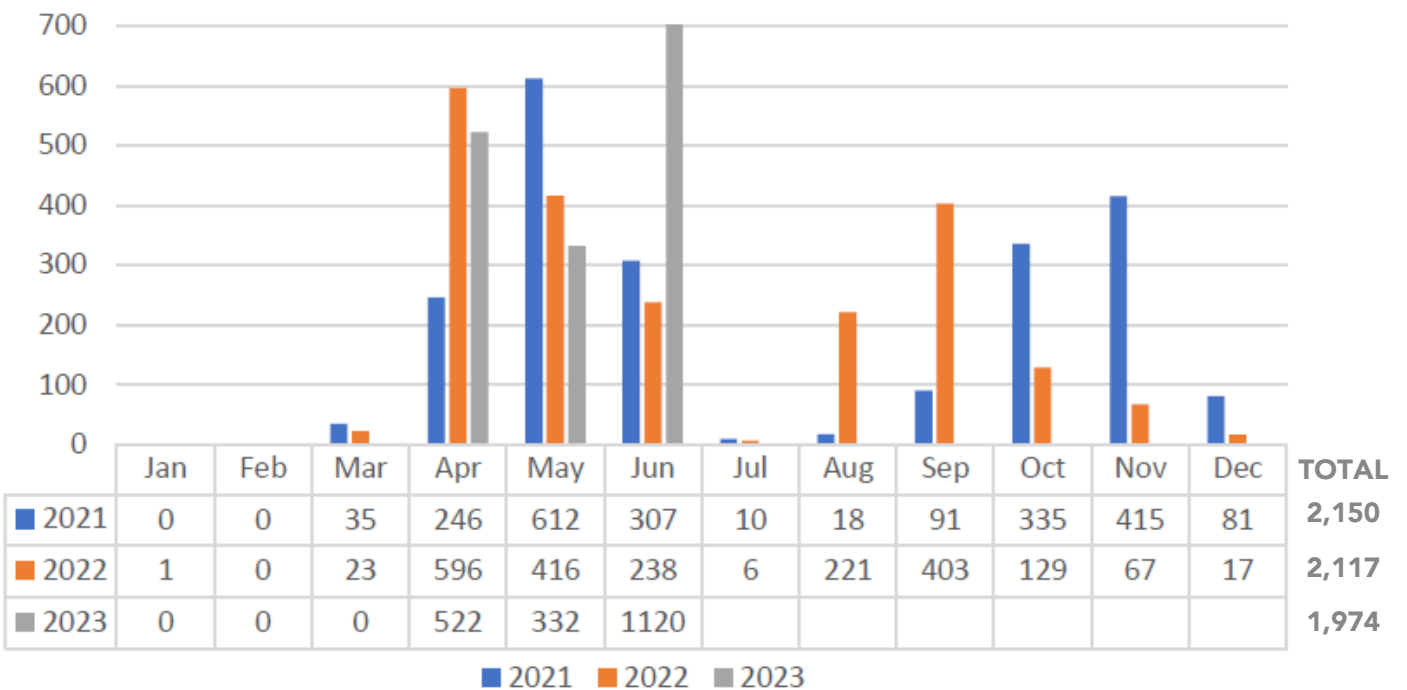


JUNE 2023

PREVENTION AND INSPECTION



INSPECTIONS COMPLETED BY MONTH:



1120
INSPECTIONS

54
CORRECTED
VIOLATIONS

65
RE-INSPECTIONS

JUNE 2023



PREVENTION AND INSPECTION



GRILLING STATISTICS from NFPA



10,600 home fires are started by grills each year, on average

July is the peak month for grill fires, followed by June, May, and August



19,700 patients went to the ER per year because of injuries involving grills, including

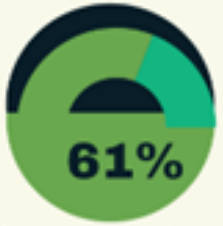


9,500 thermal burns



64% of U.S. households own at least one outdoor BBQ, grill or smoker

Gas grills contribute to a higher numbers of fires than charcoal grills.

61% of households own a gas grill



Sources:
NFPA Research, Data & Analytics
Hearth, Patio and Barbecue Association
Consumer Product Safety Commission's National Electronic Injury Surveillance System

JUNE 2023

STAFFING REPORT



STAFFING AS OF JULY 12, 2023

| | Authorized Headcount | Current Number of Members | Light Duty / On Leave | TOTAL | +/- Headcount |
|------------------------|----------------------|---------------------------|-----------------------|-----------|---------------|
| Career Staff | 18 | | | 18 | |
| Chiefs | 4 | 4 | 0 | 4 | 0 |
| Lieutenants | 3 | 2 | 1 | 3 | 0 |
| Firefighters | 10 | 10 | 0 | 10 | 0 |
| Support Staff | 1 | 1 | 0 | 1 | 0 |
| Part-Time Staff | 66 | | | 45 | |
| Chiefs | 2 | 2 | 0 | 2 | 0 |
| Lieutenants | 3 | 0 | 0 | 0 | -3 |
| Firefighters | 45 | 28 | 1 | 29 | -16 |
| Intern Staff | 6 | 5 | 1 | 6 | 0 |
| Support Staff | 10 | 8 | 0 | 8 | -2 |
| Total | 84 | 60 | 3 | 63 | -21 |

FIRE DEPARTMENT STAFFING DEMOGRAPHICS

| | M/F | Black | Hispanic | Asian | Two or More |
|------------------------|---------------|----------|----------|----------|-------------|
| Career Staff | | | | | |
| Chiefs | 4 / 0 | 0 | 0 | 0 | 0 |
| Lieutenants | 3 / 0 | 0 | 0 | 0 | 0 |
| Firefighters | 10 / 0 | 0 | 1 | 0 | 0 |
| Support Staff | 0 / 1 | 0 | 1 | 0 | 0 |
| Part-Time Staff | | | | | |
| Chiefs | 2 / 0 | 0 | 0 | 0 | 0 |
| Lieutenants | 0 / 0 | 0 | 0 | 0 | 0 |
| Firefighters | 25 / 4 | 0 | 0 | 0 | 1 |
| Intern Staff | 5 / 1 | 1 | 1 | 0 | 0 |
| Support Staff | 7 / 1 | 0 | 0 | 1 | 0 |
| Total | 56 / 7 | 1 | 3 | 1 | 1 |

PERSONNEL NOTES

- Leave of Absence: Stewart

RECRUITMENT

- Intern Firefighter recruitment process has been completed
 - New interns started with us on June 12, 2023

PROMOTIONS

- No new promotions

JUNE 2023

OVERTIME BREAKDOWN



OPEN SHIFTS TAKEN VOLUNTARILY BY CAREER

| Month | # of 10 hour shifts | # of 14 hour shifts | # of 24 hour shifts | Total # of shifts |
|-------|---------------------|---------------------|---------------------|-------------------|
| Jan | 22 | 4 | 4 | 30 |
| Feb | 37 | 1 | 8 | 46 |
| Mar | 34 | 3 | 3 | 40 |
| Apr | 44 | 1 | 5 | 50 |
| May | 41 | 17 | 29 | 87 |
| Jun | 37 | 6 | 27 | 70 |
| Jul | | | | |
| Aug | | | | |
| Sep | | | | |
| Oct | | | | |
| Nov | | | | |
| Dec | | | | |

PAID ON CALL FIREFIGHTER OVERTIME

| Month | Overtime Hours |
|-------|----------------|
| Jan | 282.5 |
| Feb | 581.75 |
| Mar | 199 |
| Apr | 530 |
| May | 422.25 |
| Jun | 508.75 |
| Jul | |
| Aug | |
| Sep | |
| Oct | |
| Nov | |
| Dec | |

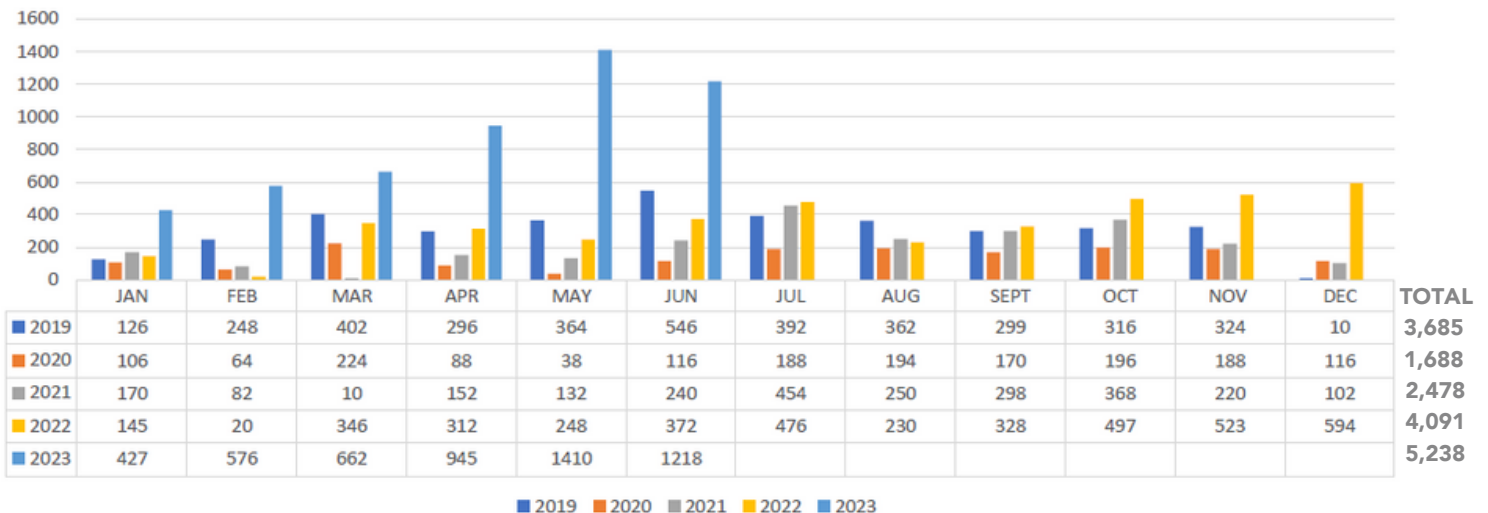
VOLUNTEER SHIFTS VS MANDATED SHIFTS FOR CAREER

| Month | # of Voluntary Shifts | # of Mandated Shifts | Total # of shifts |
|-------|-----------------------|----------------------|-------------------|
| Jan | 23 | 2 | 25 |
| Feb | 45 | 0 | 45 |
| Mar | 40 | 3 | 43 |
| Apr | 50 | 8 | 58 |
| May | 87 | 3 | 90 |
| Jun | 70 | 6 | 76 |
| Jul | | | |
| Aug | | | |
| Sep | | | |
| Oct | | | |
| Nov | | | |
| Dec | | | |

CAREER FIREFIGHTER OVERTIME (HOURS)

| Month | Mandated Hours | Voluntary Hours | Total Hours |
|-------|----------------|-----------------|-------------|
| Jan | 34 | 393 | 427 |
| Feb | 0 | 576 | 576 |
| Mar | 30 | 632 | 662 |
| Apr | 131 | 814 | 945 |
| May | 52 | 1358 | 1410 |
| Jun | 116 | 1102 | 1218 |
| Jul | | | |
| Aug | | | |
| Sep | | | |
| Oct | | | |
| Nov | | | |
| Dec | | | |

OVERTIME, BY MONTH AND YEAR



JULY 2023 PERSONNEL



BIRTHDAYS IN JULY:



Jacob Roche,
July 1st



Garrett Christian,
July 6th



Greg McCormick,
July 28th



Alex Wichmann,
July 31st

THINGS THAT HAPPENED IN JUNE:



In mid June, we had four new Fire Science interns began the internship program at the Fitchburg Fire Department. Kaylin, Tori, Alex and Matt moved into the firehouses, became officially sworn in and began their training! They all went right into training hard and worked on forcible entry, physical training, minimum skills, search and rescue, donning, ladders as well as many other trainings. We are excited to see them progress throughout their time at Fitchburg!



On June 24th, Firefighter Molly Schulz Wisconsin State Fire Chiefs Association Dinner where she received the Blooming Grove Firefighters Association Alumni scholarship! Molly will be attending Paramedic classes this year. Congratulations, Molly!

